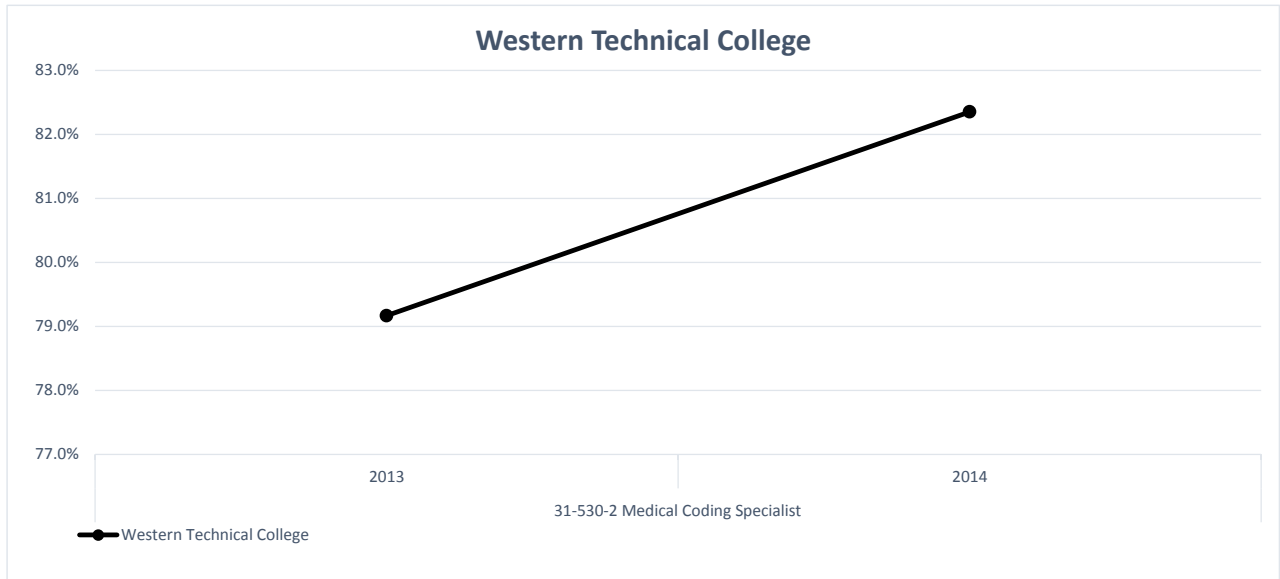


31-530-2 Medical Coding Specialist

C200 Course Completion

Data Definition: Percentage of students declared in a program who successfully completed at least 80% of the courses they took with a C or better.



Sum of % Meeting Definition	Column Labels				
Row Labels	2012	2013	2014	2015	College Avg
31-530-2 Medical Coding Specialist					
C200 Course Completion					
Western Technical College		79.2%	82.4%		80.5%
Lakeshore Technical College		80.0%	79.2%	84.5%	81.4%
Northcentral Technical College		77.2%	74.7%	78.8%	76.8%
Moraine Park Technical College	86.4%	84.1%	84.6%	83.5%	84.4%
College Avg	86.4%	80.4%	79.7%	82.4%	81.2%

Sum of Total in Denominator	Column Labels			
Row Labels	2012	2013	2014	2015
31-530-2 Medical Coding Specialist				
C200 Course Completion				
Western Technical College		24	17	
Lakeshore Technical College		65	72	84
Northcentral Technical College		57	91	85
Moraine Park Technical College	44	63	91	103

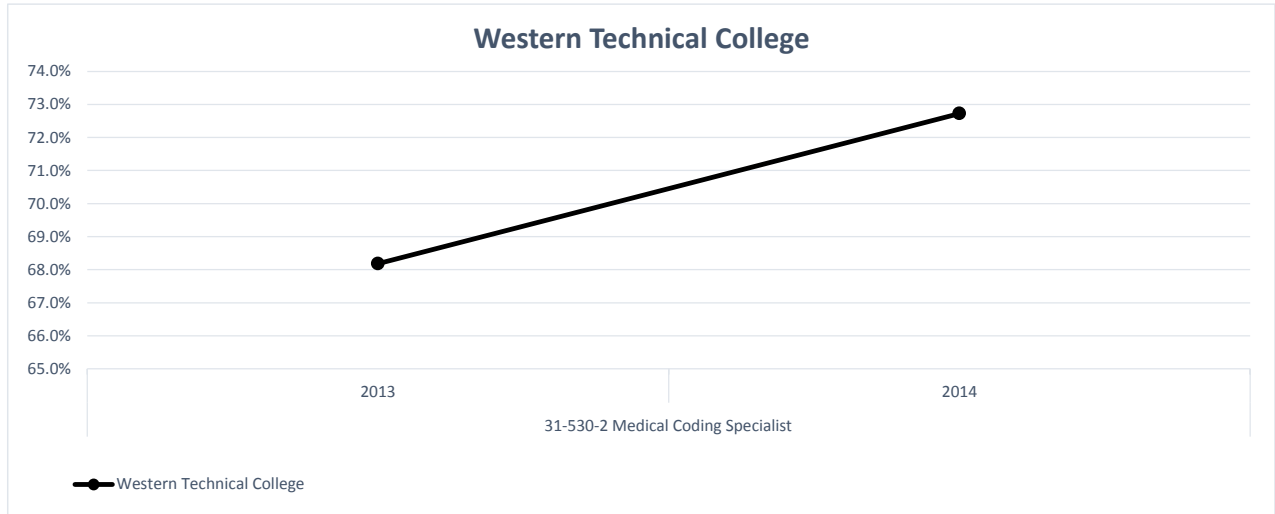
Sum of Total in Numerator	Column Labels			
Row Labels	2012	2013	2014	2015
31-530-2 Medical Coding Specialist				
C200 Course Completion				
Western Technical College		19	14	
Lakeshore Technical College		52	57	71
Northcentral Technical College		44	68	67
Moraine Park Technical College	38	53	77	86

31-530-2 Medical Coding Specialist

31-530-2 Medical Coding Specialist

F251 Fall to Spring Retention

enrolled or graduated from the program the second semester.



Cohort Start Term: Fall 2009 Fall 2010 Fall 2011 Fall 2012 Fall 2013 Fall 2014
 Report Year: 2010 2011 2012 2013 2014 2015

Sum of % Meeting Definition	Column Labels				
Row Labels	2012	2013	2014	2015	College Avg
31-530-2 Medical Coding Specialist					
F251 Fall to Spring Retention					
Western Technical College		68.2%	72.7%		69.7%
Lakeshore Technical College		87.5%	81.1%	93.1%	88.1%
Northcentral Technical College		79.1%	70.6%	80.0%	76.3%
Moraine Park Technical College	90.0%	73.3%	80.0%	84.2%	81.6%
College Avg	90.0%	79.0%	76.4%	86.3%	81.2%

Sum of Total in Denominator	Column Labels			
Row Labels	2012	2013	2014	2015
31-530-2 Medical Coding Specialist				
F251 Fall to Spring Retention				
Western Technical College		22	11	
Lakeshore Technical College		48	37	58
Northcentral Technical College		43	51	45
Moraine Park Technical College	20	30	45	57

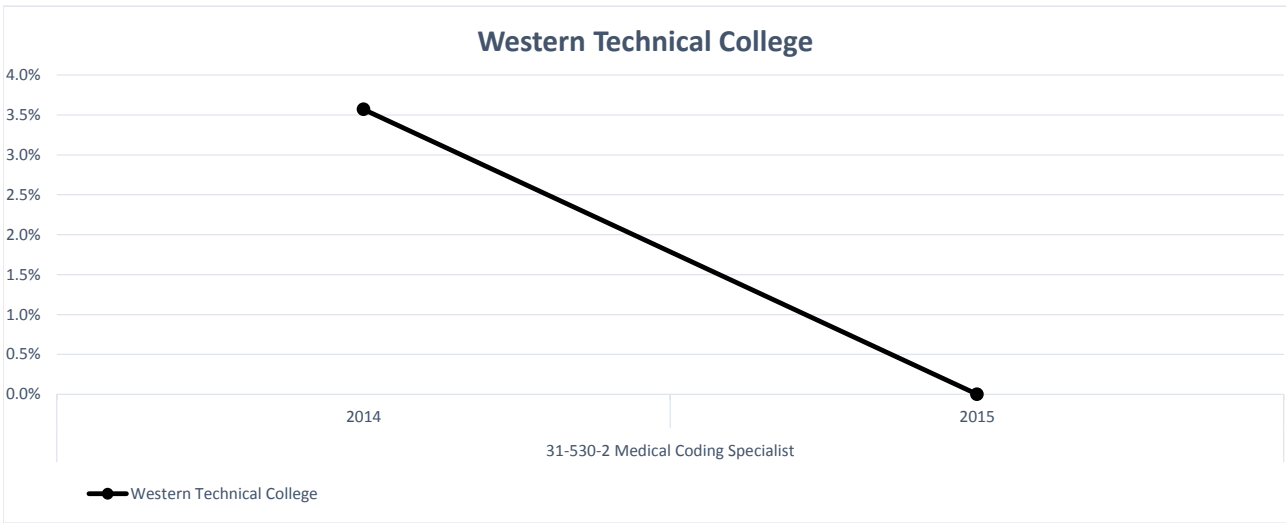
Sum of Total in Numerator	Column Labels			
Row Labels	2012	2013	2014	2015
31-530-2 Medical Coding Specialist				
F251 Fall to Spring Retention				
Western Technical College		15	8	
Lakeshore Technical College		42	30	54
Northcentral Technical College		34	36	36
Moraine Park Technical College	18	22	36	48

31-530-2 Medical Coding Specialist

31-530-2 Medical Coding Specialist

F851 Second Year Graduation

Data Definition: Percent of First Time Program Student graduating from the program in two years.



Cohort Start Term: Fall 2009 Fall 2010 Fall 2011 Fall 2012 Fall 2013
Report Year: 2011 2012 2013 2014 2015

Sum of % Meeting Definition	Column Labels			
Row Labels	2013	2014	2015	College Avg
31-530-2 Medical Coding Specialist				
F851 Second Year Graduation				
Western Technical College		3.6%	0.0%	2.5%
Lakeshore Technical College		40.9%	43.2%	41.8%
Northcentral Technical College		31.7%	41.4%	36.4%
Moraine Park Technical College	9.1%	25.7%	24.1%	19.7%
College Avg	9.1%	29.6%	33.1%	28.9%

Sum of Total in Denominator	Column Labels		
Row Labels	2013	2014	2015
31-530-2 Medical Coding Specialist			
F851 Second Year Graduation			
Western Technical College		28	12
Lakeshore Technical College		66	44
Northcentral Technical College		60	58
Moraine Park Technical College	44	35	58

Sum of Total in Numerator	Column Labels		
Row Labels	2013	2014	2015
31-530-2 Medical Coding Specialist			
F851 Second Year Graduation			
Western Technical College		1	0
Lakeshore Technical College		27	19
Northcentral Technical College		19	24
Moraine Park Technical College	4	9	14