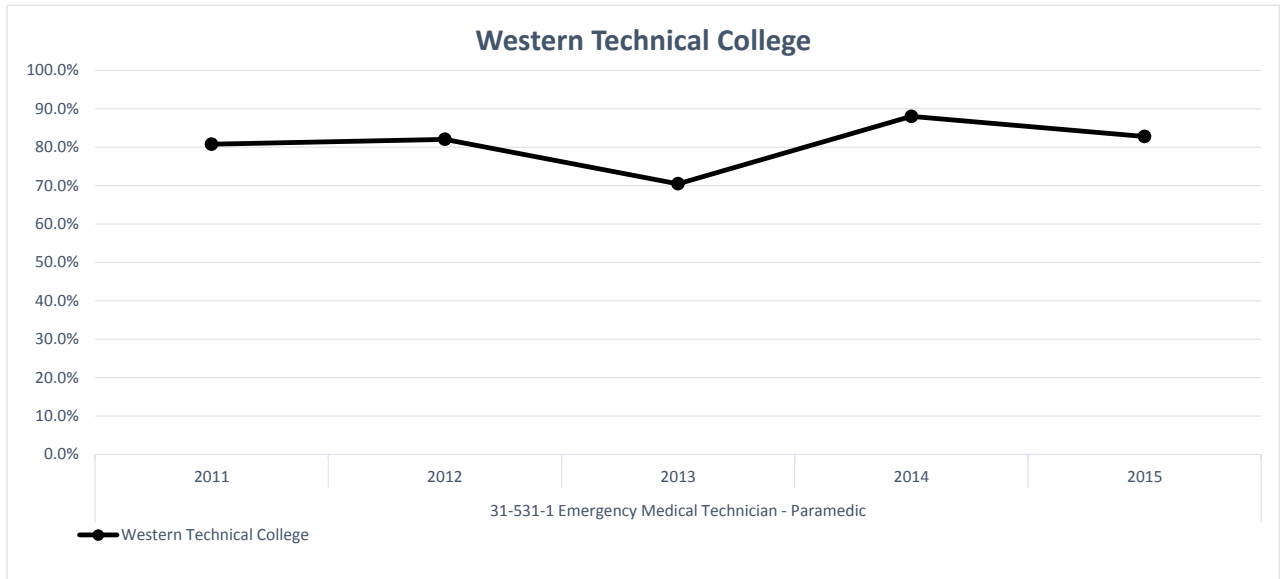


31-531-1 Emergency Medical Technician - Paramedic

C200 Course Completion

Data Definition: Percentage of students declared in a program who successfully completed at least 80% of the courses they took with a C or better.



Sum of % Meeting Definition	Column Labels					
Row Labels	2011	2012	2013	2014	2015	College Avg
31-531-1 Emergency Medical Technician - Paramedic						
C200 Course Completion						
Chippewa Valley Technical College	100.0%	100.0%	100.0%	100.0%	100.0%	100.0%
Western Technical College	80.8%	82.0%	70.5%	88.0%	82.8%	79.9%
Northeast Wisconsin Technical College					93.3%	93.3%
Lakeshore Technical College	78.9%	87.9%	95.2%	90.0%	89.3%	87.1%
Northcentral Technical College				88.9%	94.1%	90.9%
Moraine Park Technical College	85.7%	75.0%	92.3%	76.9%	84.6%	82.5%
College Avg	82.2%	83.5%	81.3%	87.6%	89.3%	85.1%

Sum of Total in Denominator	Column Labels				
Row Labels	2011	2012	2013	2014	2015
31-531-1 Emergency Medical Technician - Paramedic					
C200 Course Completion					
Chippewa Valley Technical College	5	6	2	4	5
Western Technical College	26	50	44	25	29
Northeast Wisconsin Technical College					30
Lakeshore Technical College	38	33	21	20	28
Northcentral Technical College				27	17
Moraine Park Technical College	21	20	13	13	13

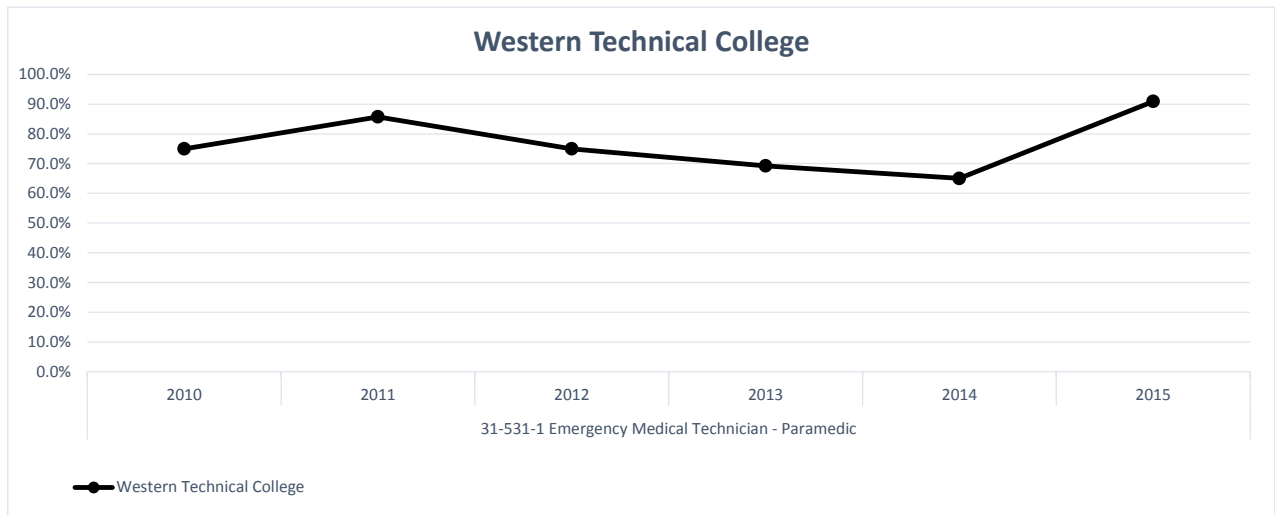
Sum of Total in Numerator	Column Labels				
Row Labels	2011	2012	2013	2014	2015
31-531-1 Emergency Medical Technician - Paramedic					
C200 Course Completion					
Chippewa Valley Technical College	5	6	2	4	5
Western Technical College	21	41	31	22	24
Northeast Wisconsin Technical College					28
Lakeshore Technical College	30	29	20	18	25
Northcentral Technical College				24	16
Moraine Park Technical College	18	15	12	10	11

31-531-1 Emergency Medical Technician - Paramedic

31-531-1 Emergency Medical Technician - Paramedic

F251 Fall to Spring Retention

enrolled or graduated from the program the second semester.



Cohort Start Term: Fall 2009 Fall 2010 Fall 2011 Fall 2012 Fall 2013 Fall 2014
 Report Year: 2010 2011 2012 2013 2014 2015

Sum of % Meeting Definition	Column Labels						
Row Labels	2010	2011	2012	2013	2014	2015	College Avg
31-531-1 Emergency Medical Technician - Paramedic							
F251 Fall to Spring Retention							
Chippewa Valley Technical College	100.0%	100.0%	100.0%	100.0%	100.0%	100.0%	100.0%
Western Technical College	75.0%	85.7%	75.0%	69.2%	65.0%	90.9%	75.5%
Northeast Wisconsin Technical College						93.1%	93.1%
Lakeshore Technical College	100.0%	87.0%	75.0%	94.1%	100.0%	87.5%	90.0%
Northcentral Technical College					83.3%	88.9%	84.8%
Moraine Park Technical College	87.1%	75.0%	76.9%	100.0%	58.3%	77.8%	80.5%
College Avg	92.1%	85.7%	77.3%	83.3%	78.4%	89.2%	84.6%

Sum of Total in Denominator	Column Labels						
Row Labels	2010	2011	2012	2013	2014	2015	
31-531-1 Emergency Medical Technician - Paramedic							
F251 Fall to Spring Retention							
Chippewa Valley Technical College	9	4	5	2	4	1	
Western Technical College	8	21	24	26	20	11	
Northeast Wisconsin Technical College						29	
Lakeshore Technical College	28	23	24	17	14	24	
Northcentral Technical College					24	9	
Moraine Park Technical College	31	8	13	9	12	9	

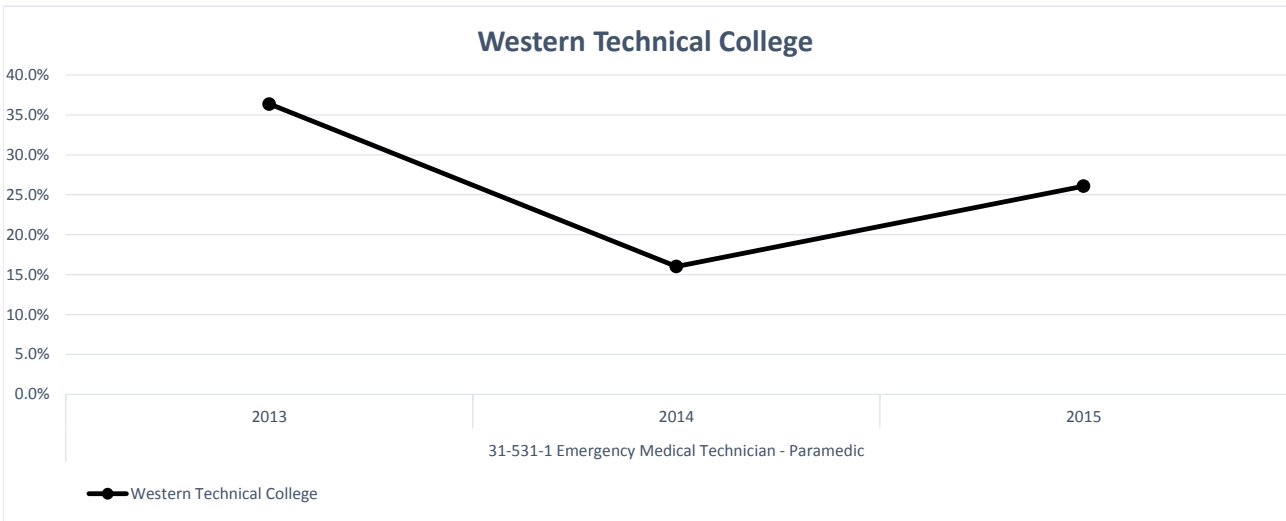
Sum of Total in Numerator	Column Labels						
Row Labels	2010	2011	2012	2013	2014	2015	
31-531-1 Emergency Medical Technician - Paramedic							
F251 Fall to Spring Retention							
Chippewa Valley Technical College	9	4	5	2	4	1	
Western Technical College	6	18	18	18	13	10	
Northeast Wisconsin Technical College						27	
Lakeshore Technical College	28	20	18	16	14	21	
Northcentral Technical College					20	8	
Moraine Park Technical College	27	6	10	9	7	7	

31-531-1 Emergency Medical Technician - Paramedic

31-531-1 Emergency Medical Technician - Paramedic

F851 Second Year Graduation

Data Definition: Percent of First Time Program Student graduating from the program in two years.



Cohort Start Term: Fall 2009 Fall 2010 Fall 2011 Fall 2012 Fall 2013
Report Year: 2011 2012 2013 2014 2015

Sum of % Meeting Definition	Column Labels			
Row Labels	2013	2014	2015	College Avg
31-531-1 Emergency Medical Technician - Paramedic				
F851 Second Year Graduation				
Chippewa Valley Technical College	100.0%	100.0%	100.0%	100.0%
Western Technical College	36.4%	16.0%	26.1%	27.2%
Lakeshore Technical College	46.7%	73.3%	44.4%	54.2%
Northcentral Technical College			70.4%	70.4%
Moraine Park Technical College	0.0%	30.0%	25.0%	17.1%
College Avg	36.4%	38.5%	47.6%	41.6%

Sum of Total in Denominator	Column Labels		
Row Labels	2013	2014	2015
31-531-1 Emergency Medical Technician - Paramedic			
F851 Second Year Graduation			
Chippewa Valley Technical College	5	2	4
Western Technical College	33	25	23
Lakeshore Technical College	15	15	18
Northcentral Technical College			27
Moraine Park Technical College	13	10	12

Sum of Total in Numerator	Column Labels		
Row Labels	2013	2014	2015
31-531-1 Emergency Medical Technician - Paramedic			
F851 Second Year Graduation			
Chippewa Valley Technical College	5	2	4
Western Technical College	12	4	6
Lakeshore Technical College	7	11	8
Northcentral Technical College			19
Moraine Park Technical College	0	3	3