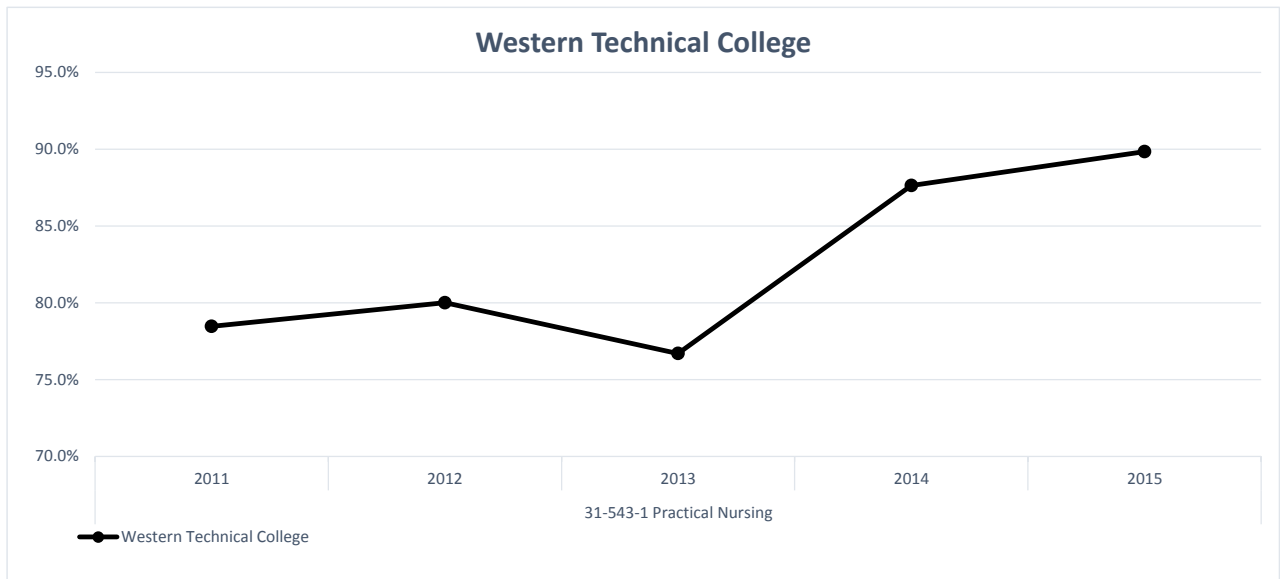


31-543-1 Practical Nursing

C200 Course Completion

Data Definition: Percentage of students declared in a program who successfully completed at least 80% of the courses they took with a C or better.



Sum of % Meeting Definition	Column Labels					
Row Labels	2011	2012	2013	2014	2015	College Avg
31-543-1 Practical Nursing						
C200 Course Completion						
Chippewa Valley Technical College	100.0%	95.7%	94.7%	95.0%	93.6%	95.2%
Western Technical College	78.5%	80.0%	76.7%	87.6%	89.8%	81.7%
Northeast Wisconsin Technical College	88.3%	83.3%	84.7%	85.5%	87.9%	86.1%
Lakeshore Technical College	76.9%	86.8%	87.0%	91.0%	86.7%	85.3%
Northcentral Technical College	88.0%	97.1%	86.2%	77.4%	80.0%	85.6%
Moraine Park Technical College	90.9%	98.5%	90.7%	88.7%	90.9%	92.2%
College Avg	85.3%	88.7%	85.8%	86.2%	87.5%	86.7%

Sum of Total in Denominator	Column Labels				
Row Labels	2011	2012	2013	2014	2015
31-543-1 Practical Nursing					
C200 Course Completion					
Chippewa Valley Technical College	44	94	114	120	125
Western Technical College	181	150	133	97	118
Northeast Wisconsin Technical College	247	239	215	269	315
Lakeshore Technical College	104	91	69	78	128
Northcentral Technical College	100	172	181	168	165
Moraine Park Technical College	77	66	54	53	44

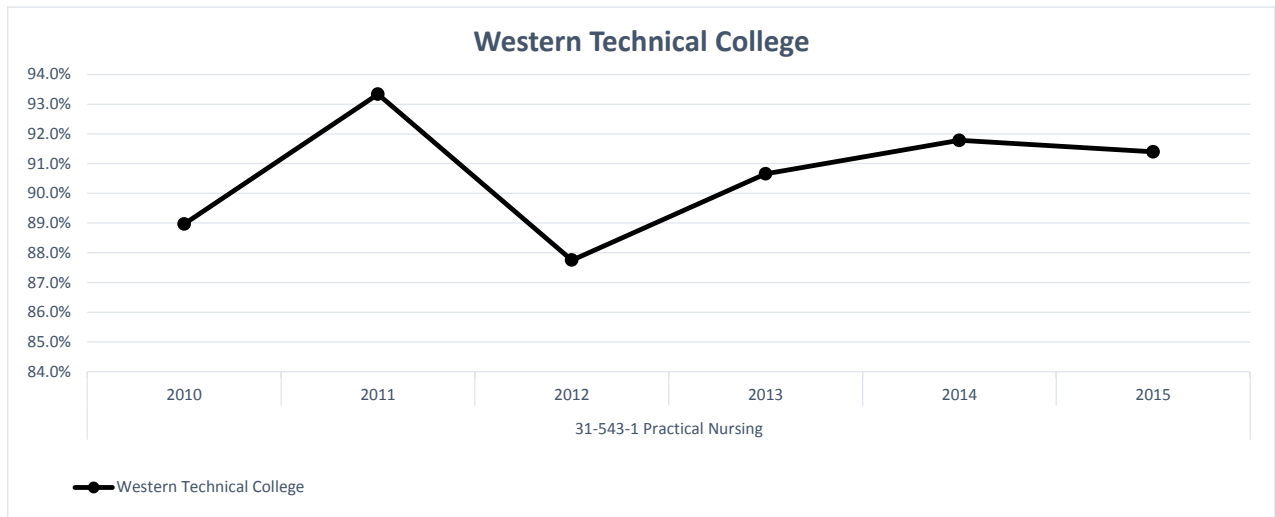
Sum of Total in Numerator	Column Labels				
Row Labels	2011	2012	2013	2014	2015
31-543-1 Practical Nursing					
C200 Course Completion					
Chippewa Valley Technical College	44	90	108	114	117
Western Technical College	142	120	102	85	106
Northeast Wisconsin Technical College	218	199	182	230	277
Lakeshore Technical College	80	79	60	71	111
Northcentral Technical College	88	167	156	130	132
Moraine Park Technical College	70	65	49	47	40

31-543-1 Practical Nursing

31-543-1 Practical Nursing

F251 Fall to Spring Retention

enrolled or graduated from the program the second semester.



Cohort Start Term: Fall 2009 Fall 2010 Fall 2011 Fall 2012 Fall 2013 Fall 2014
 Report Year: 2010 2011 2012 2013 2014 2015

Sum of % Meeting Definition	Column Labels						
Row Labels	2010	2011	2012	2013	2014	2015	College Avg
31-543-1 Practical Nursing							
F251 Fall to Spring Retention							
Chippewa Valley Technical College	100.0%	100.0%	98.6%	96.3%	99.0%	99.1%	98.5%
Western Technical College	89.0%	93.3%	87.8%	90.7%	91.8%	91.4%	90.6%
Northeast Wisconsin Technical College	95.2%	97.4%	93.6%	95.9%	88.3%	92.0%	93.5%
Lakeshore Technical College	93.6%	95.9%	98.5%	97.0%	100.0%	98.8%	97.2%
Northcentral Technical College	100.0%	100.0%	100.0%	95.0%	95.1%	97.1%	97.8%
Moraine Park Technical College	100.0%	100.0%	100.0%	100.0%	100.0%	100.0%	100.0%
College Avg	94.9%	97.3%	95.8%	95.2%	93.9%	95.2%	95.4%

Sum of Total in Denominator	Column Labels					
Row Labels	2010	2011	2012	2013	2014	2015
31-543-1 Practical Nursing						
F251 Fall to Spring Retention						
Chippewa Valley Technical College	33	40	71	108	98	117
Western Technical College	136	120	98	107	73	93
Northeast Wisconsin Technical College	187	194	187	170	214	250
Lakeshore Technical College	78	73	66	33	67	81
Northcentral Technical College	78	93	136	119	102	102
Moraine Park Technical College	54	74	65	50	52	44

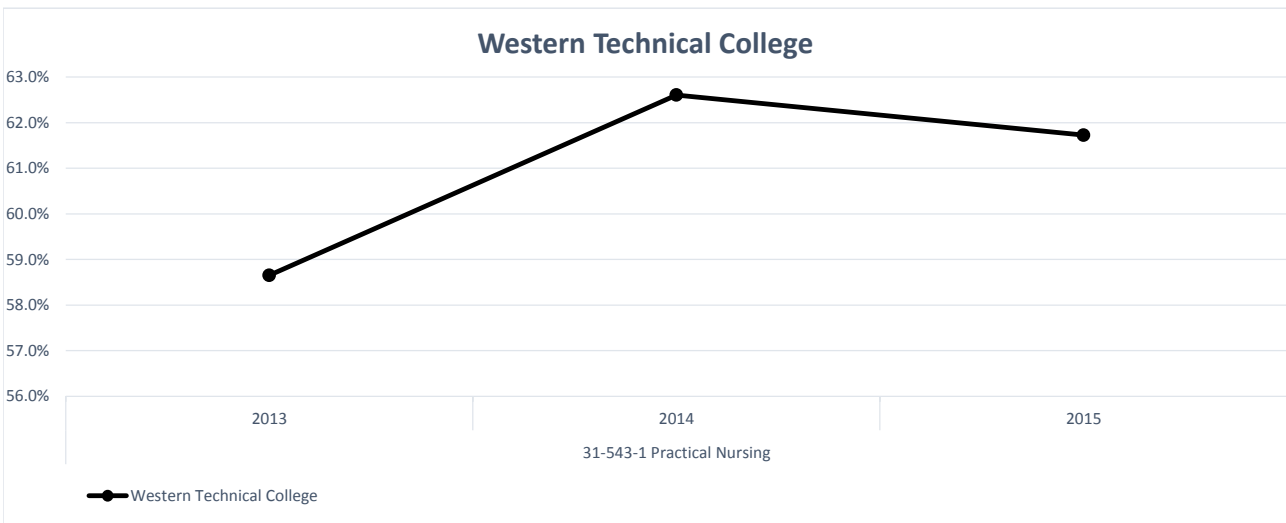
Sum of Total in Numerator	Column Labels					
Row Labels	2010	2011	2012	2013	2014	2015
31-543-1 Practical Nursing						
F251 Fall to Spring Retention						
Chippewa Valley Technical College	33	40	70	104	97	116
Western Technical College	121	112	86	97	67	85
Northeast Wisconsin Technical College	178	189	175	163	189	230
Lakeshore Technical College	73	70	65	32	67	80
Northcentral Technical College	78	93	136	113	97	99
Moraine Park Technical College	54	74	65	50	52	44

31-543-1 Practical Nursing

31-543-1 Practical Nursing

F851 Second Year Graduation

Data Definition: Percent of First Time Program Student graduating from the program in two years.



Cohort Start Term: Fall 2009 Fall 2010 Fall 2011 Fall 2012 Fall 2013
Report Year: 2011 2012 2013 2014 2015

Sum of % Meeting Definition	Column Labels			
Row Labels	2013	2014	2015	College Avg
31-543-1 Practical Nursing				
F851 Second Year Graduation				
Chippewa Valley Technical College	88.9%	90.8%	95.0%	91.8%
Western Technical College	58.7%	62.6%	61.7%	61.0%
Northeast Wisconsin Technical College	80.4%	83.3%	76.4%	79.8%
Lakeshore Technical College	77.1%	70.6%	92.4%	81.8%
Northcentral Technical College	89.0%	74.6%	67.6%	78.6%
Moraine Park Technical College	100.0%	98.1%	100.0%	99.4%
College Avg	81.5%	79.6%	79.8%	80.4%

Sum of Total in Denominator	Column Labels		
Row Labels	2013	2014	2015
31-543-1 Practical Nursing			
F851 Second Year Graduation			
Chippewa Valley Technical College	72	109	101
Western Technical College	104	115	81
Northeast Wisconsin Technical College	199	174	216
Lakeshore Technical College	70	34	66
Northcentral Technical College	154	114	102
Moraine Park Technical College	66	53	53

Sum of Total in Numerator	Column Labels		
Row Labels	2013	2014	2015
31-543-1 Practical Nursing			
F851 Second Year Graduation			
Chippewa Valley Technical College	64	99	96
Western Technical College	61	72	50
Northeast Wisconsin Technical College	160	145	165
Lakeshore Technical College	54	24	61
Northcentral Technical College	137	85	69
Moraine Park Technical College	66	52	53