

# Occupation Overview

EMSI Q2 2015 Data Set

Nursing Program  
October 2015

## Western Technical College



400 Seventh Street  
La Crosse, Wisconsin 54601  
608.785.9200

# Parameters

## Occupations

---

Code	Description
29-1141	Registered Nurses

---

## Regions

---

Code	Description
55011	Buffalo County, WI
55023	Crawford County, WI
55053	Jackson County, WI
55057	Juneau County, WI
55063	La Crosse County, WI
55081	Monroe County, WI
55121	Trempealeau County, WI
55123	Vernon County, WI

---

## Timeframe

2016 - 2020

## Datarun

2015.2 – Employees

## Nursing 2015 (AED) in 8 Counties

---

**Registered Nurses (SOC 29-1141):** Assess patient health problems and needs, develop and implement nursing care plans, and maintain medical records. Administer nursing care to ill, injured, convalescent, or disabled patients. May advise patients on health maintenance and disease prevention or provide case management. Licensing or registration required. Includes Clinical Nurse Specialists. Excludes “Nurse Anesthetists” (29-1151), “Nurse Midwives” (29-1161), and “Nurse Practitioners” (29-1171).

**Sample of Reported Job Titles:** Registered Nurse (RN) Public Health Nurse (PHN) Staff Nurse Progressive Care Unit Registered Nurse Psychiatric Clinical Nurse Specialist Advanced Practice Psychiatric Nurse Intensive Care Unit Nurse Critical Care Registered Nurse (CCRN) Pediatric Clinical Nurse Specialist Clinical Nurse Specialist

**Related O\*NET Occupations:** Registered Nurses (29-1141.00) Acute Care Nurses (29-1141.01) Advanced Practice Psychiatric Nurses (29-1141.02) Critical Care Nurses (29-1141.03) Clinical Nurse Specialists (29-1141.04)

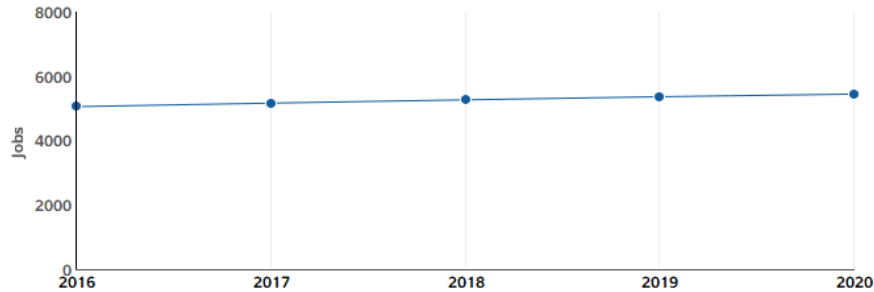
SOC	Description	2016 Jobs	2020 Jobs	2016 - 2020 Change	2016 - 2020 % Change	Openings	Annual Openings	Median Hourly Earnings
29-1141	Registered Nurses	5,067	5,458	391	8%	812	203	\$26.08

## Occupation Summary for Nursing 2015 (AED)

<b>4,942</b> Jobs (2015) 78% above National average	<b>7.7%</b> % Change (2016-2020) Nation: 6.5%	<b>\$26.08/hr</b> Median Hourly Earnings Nation: \$32.04/hr
---	---	---

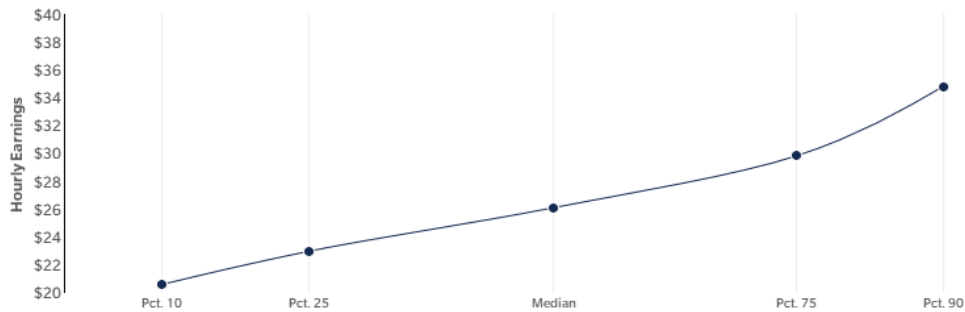
## Growth for Registered Nurses (29-1141)

<b>5,067</b> 2016 Jobs	<b>5,458</b> 2020 Jobs	<b>391</b> Change (2016-2020)	<b>7.7%</b> % Change (2016-2020)
---------------------------	---------------------------	----------------------------------	-------------------------------------

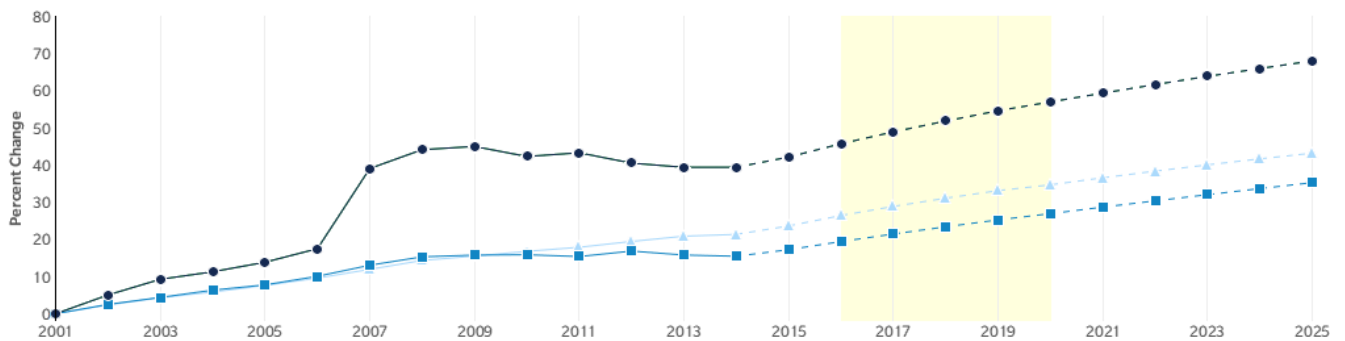


## Percentile Earnings for Registered Nurses (29-1141)

<b>\$22.95/hr</b> 25th Percentile Earnings	<b>\$26.08/hr</b> Median Earnings	<b>\$29.83/hr</b> 75th Percentile Earnings
---	--------------------------------------	---

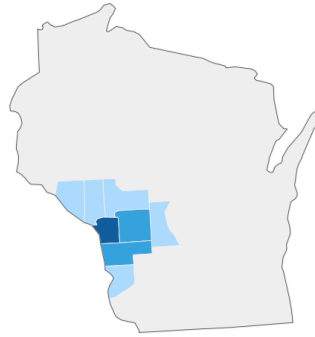


## Regional Trends



	Region	2016 Jobs	2020 Jobs	Change	% Change
●	Region	5,067	5,458	391	7.7%
●	State	59,409	63,149	3,740	6.3%
●	Nation	2,821,916	3,006,391	184,475	6.5%
●	Western Technical College District	5,067	5,458	391	7.7%

## Regional Breakdown



County	2020 Jobs
La Crosse County, WI	4,003
Monroe County, WI	457
Vernon County, WI	259
Juneau County, WI	203
Jackson County, WI	193

## Occupation Gender Breakdown



Gender	2015 Jobs	2015 Percent
Males	447	9.0%
Females	4,495	91.0%

## Occupation Age Breakdown



	Age	2015 Jobs	2015 Percent
●	14-18	0	0.0%
●	19-24	143	2.9%
●	25-34	944	19.1%
●	35-44	1,079	21.8%
●	45-54	1,397	28.3%
●	55-64	1,206	24.4%
●	65+	173	3.5%

## Occupation Race/Ethnicity Breakdown



	Race/Ethnicity	2015 Jobs	2015 Percent
●	White	4,736	95.8%
●	Asian	120	2.4%
●	Black or African American	35	0.7%
●	Hispanic or Latino	24	0.5%
●	Two or More Races	14	0.3%
●	American Indian or Alaska Native	13	0.3%
●	Native Hawaiian or Other Pacific Islander	1	0.0%

## National Educational Attainment



	Education Level	2015 Percent
●	Less than high school diploma	0.2%
●	High school diploma or equivalent	1.0%
●	Some college, no degree	5.2% ■
●	Associate's degree	38.1% ■■■■■
●	Bachelor's degree	46.0% ■■■■■■
●	Master's degree	7.7% ■■
●	Doctoral or professional degree	1.8%

## Occupational Programs

	5 Programs (2014)	224 Completions (2014)	197 Openings (2014)
CIP Code	Program	Completions (2014)	
51.3801	Registered Nursing/Registered Nurse	208	
51.3805	Family Practice Nurse/Nursing	14	
51.3803	Adult Health Nurse/Nursing	1	
51.3820	Clinical Nurse Leader	1	
51.3999	Practical Nursing, Vocational Nursing and Nursing Assistants, Other	0	

## Industries Employing Nursing 2015 (AED)

Industry	Occupation Jobs in Industry (2015)	% of Occupation in Industry (2015)	% of Total Jobs in Industry (2015)
General Medical and Surgical Hospitals	3,695	74.8%	38.2%
Offices of Physicians (except Mental Health Specialists)	298	6.0%	13.6%
Nursing Care Facilities (Skilled Nursing Facilities)	204	4.1%	8.8%
Federal Government, Civilian, Excluding Postal Service	186	3.8%	5.9%
Local Government, Excluding Education and Hospitals	82	1.7%	1.0%



# Appendix A - Data Sources and Calculations

## Occupation Data

EMSI occupation employment data are based on final EMSI industry data and final EMSI staffing patterns. Wage estimates are based on Occupational Employment Statistics (QCEW and Non-QCEW Employees classes of worker) and the American Community Survey (Self-Employed and Extended Proprietors). Occupational wage estimates also affected by county-level EMSI earnings by industry.

## Location Quotient

Location quotient (LQ) is a way of quantifying how concentrated a particular industry, cluster, occupation, or demographic group is in a region as compared to the nation. It can reveal what makes a particular region unique in comparison to the national average.

## Institution Data

The institution data in this report is taken directly from the national IPEDS database published by the U.S. Department of Education's National Center for Education Statistics.

## Completers Data

The completers data in this report is taken directly from the national IPEDS database published by the U.S. Department of Education's National Center for Education Statistics.

## Staffing Patterns Data

The staffing pattern data in this report are compiled from several sources using a specialized process. For QCEW and Non-QCEW Employees classes of worker, sources include Occupational Employment Statistics, the National Industry-Occupation Employment Matrix, and the American Community Survey. For the Self-Employed and Extended Proprietors classes of worker, the primary source is the American Community Survey, with a small amount of information from Occupational Employment Statistics.

## Industry Data

EMSI industry data have various sources depending on the class of worker. (1) For QCEW Employees, EMSI primarily uses the QCEW (Quarterly Census of Employment and Wages), with supplemental estimates from County Business Patterns and Current Employment Statistics. (2) Non-QCEW employees data are based on a number of sources including QCEW, Current Employment Statistics, County Business Patterns, BEA State and Local Personal Income reports, the National Industry-Occupation Employment Matrix (NIOEM), the American Community Survey, and Railroad Retirement Board statistics. (3) Self-Employed and Extended Proprietor classes of worker data are primarily based on the American Community Survey, Nonemployer Statistics, and BEA State and Local Personal Income Reports. Projections for QCEW and Non-QCEW Employees are informed by NIOEM and long-term industry projections published by individual states.

## State Data Sources

This report uses state data from the following agencies: Illinois Department of Employment Security, Employment Projections; Iowa Workforce Development; Michigan Department of Labor and Economic Growth, Bureau of Labor Market Information and Strategic Initiatives; Minnesota Department of Employment and Economic Development; Wisconsin Department of Workforce Development, Bureau of Workforce Information