

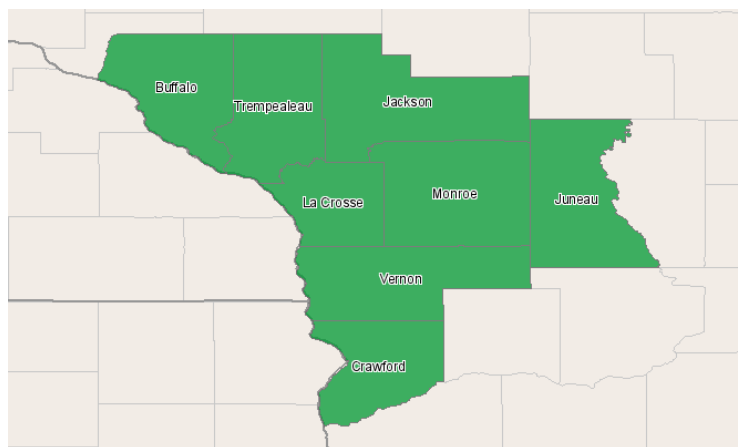
Western Technical College



400 Seventh Street
La Crosse, Wisconsin 54601
608.785.9200

Automotive Technician Occupation Report April 26, 2012

Western Technical College District



Region Info

Name: Western Technical College District

Description: Western district counties

County Areas: Buffalo, Wisconsin (55011), Crawford, Wisconsin (55023), Jackson, Wisconsin (55053), Juneau, Wisconsin (55057), La Crosse, Wisconsin (55063), Monroe, Wisconsin (55081), Trempealeau, Wisconsin (55121), Vernon, Wisconsin (55123)

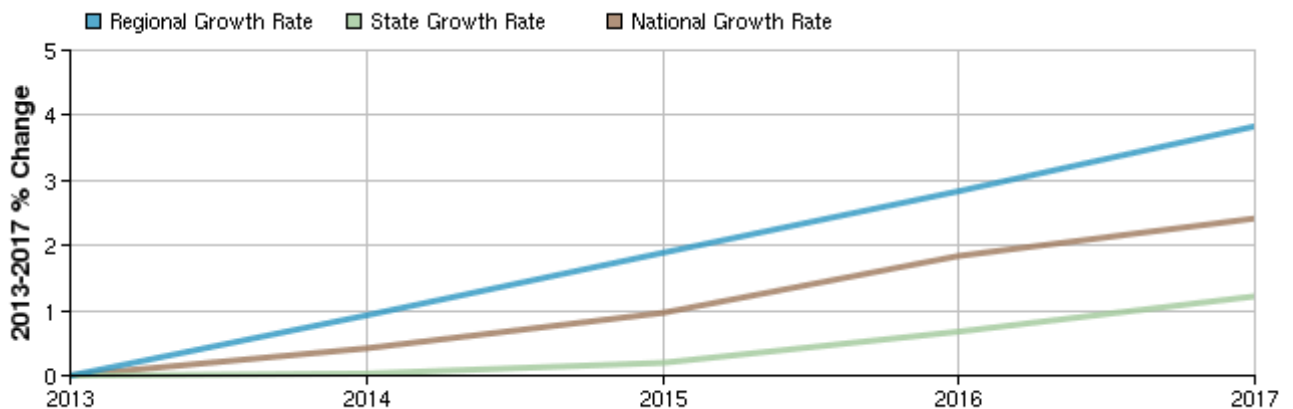
Selected Occupations

Occupation	Education Level
Automotive service technicians and mechanics (SOC 49-3023)	Postsecondary vocational award

Executive Summary

Basic Information	
2013 Occupational Jobs	940
2017 Occupational Jobs	976
Total Change	36
Total % Change	3.83%
Openings	109
2011 Median Hourly Earnings	\$15.71

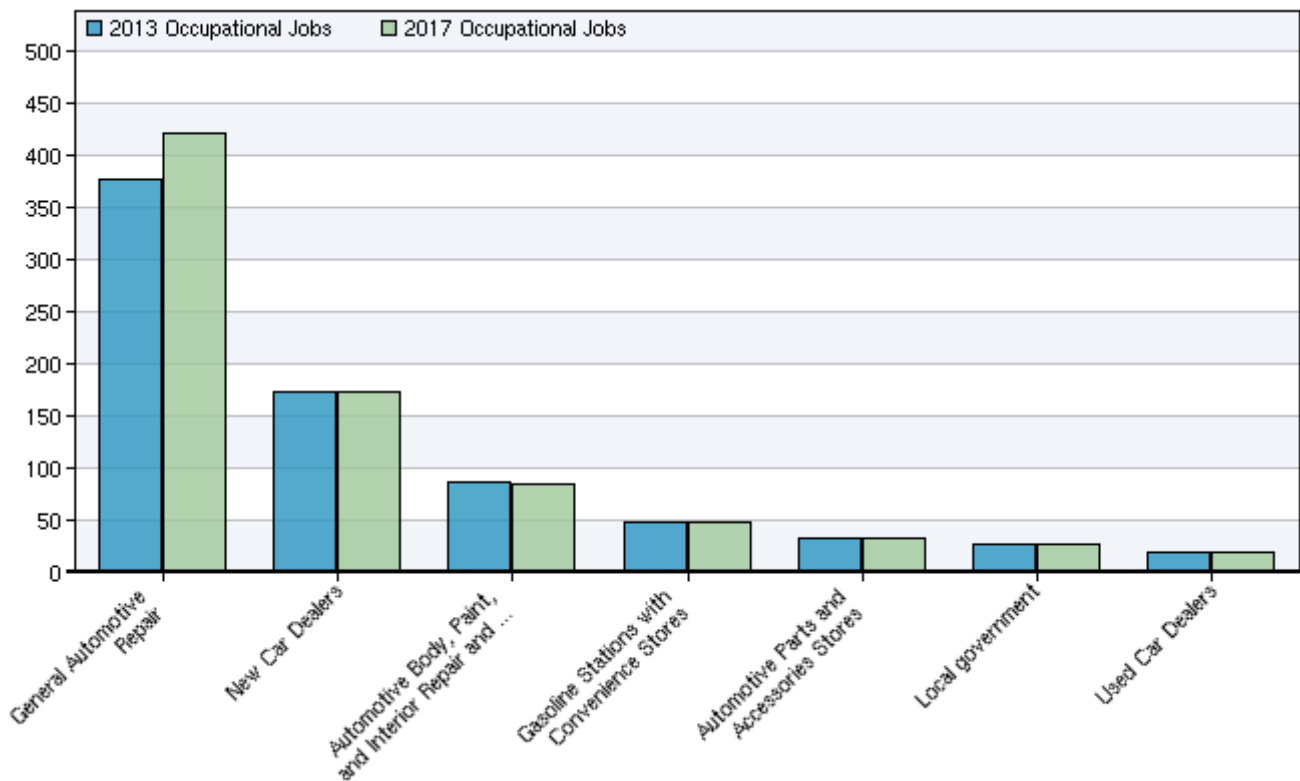
Occupational Change Summary



Region	2013 Jobs	2017 Jobs	Change	% Change	Openings	2011 Median Hourly Earnings
Regional Total	940	976	36	4%	109	\$15.71
State Total	15,513	15,702	189	1%	1,536	\$18.48
National Total	783,785	802,709	18,924	2%	84,441	\$18.14

Source: EMSI Complete Employment - 2011.4

Top Industries for Selected Occupation



NAICS Code	Name	2013 Jobs	2017 Jobs	Change	% Change
811111	General Automotive Repair	376	420	44	12%
441110	New Car Dealers	174	172	-2	-1%
811121	Automotive Body, Paint, and Interior Repair and Maintenance	86	85	-1	-1%
447110	Gasoline Stations with Convenience Stores	48	48	0	0%
441310	Automotive Parts and Accessories Stores	33	32	-1	-3%
930000	Local government	26	27	1	4%
441120	Used Car Dealers	19	19	0	0%

Source: EMSI Complete Employment - 2011.4

Data Sources and Calculations

Industry Data

In order to capture a complete picture of industry employment, EMSI basically combines covered employment data from Quarterly Census of Employment and Wages (QCEW) produced by the Department of Labor with total employment data in Regional Economic Information System (REIS) published by the Bureau of Economic Analysis (BEA), augmented with County Business Patterns (CBP) and Nonemployer Statistics (NES) published by the U.S. Census Bureau. Projections are based on the latest available EMSI industry data, 15-year past local trends in each industry, growth rates in statewide and (where available) sub-state area industry projections published by individual state agencies, and (in part) growth rates in national projections from the Bureau of Labor Statistics.

State Data Sources

This report uses state data from the following agencies: Wisconsin Department of Workforce Development, Bureau of Workforce Information.