

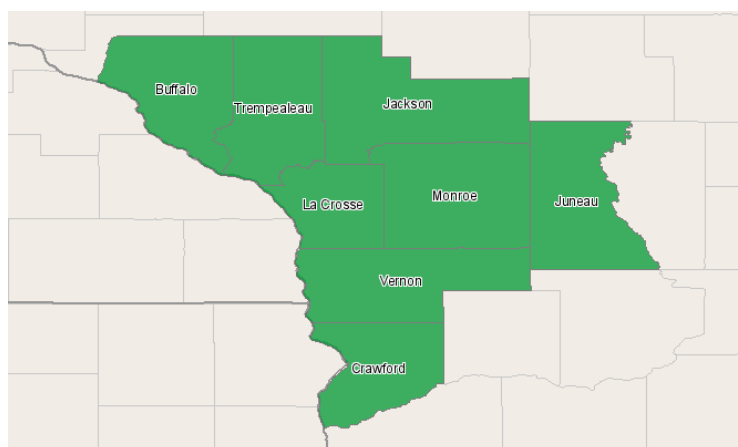
# Western Technical College



400 Seventh Street  
La Crosse, Wisconsin 54601  
608.785.9200

## Occupation Report for Automotive Technology Program August 28, 2012 2012 Third Quarter Data for 2013-2017 Projections

Western Technical College District



## Region Info

Name: Western Technical College District

Description: Western district counties

County Areas: Buffalo, Wisconsin (55011), Crawford, Wisconsin (55023), Jackson, Wisconsin (55053), Juneau, Wisconsin (55057), La Crosse, Wisconsin (55063), Monroe, Wisconsin (55081), Trempealeau, Wisconsin (55121), Vernon, Wisconsin (55123)

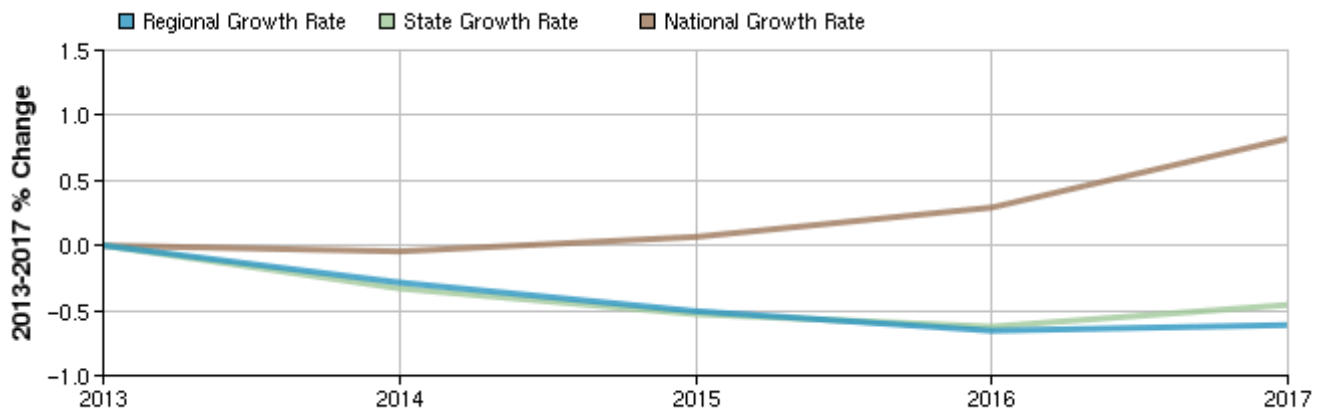
## Selected Occupations

Occupation	Education Level
Automotive Service Technicians and Mechanics (SOC 49-3023)	Postsecondary vocational award

## Executive Summary

Basic Information	
2013 Occupational Jobs	933
2017 Occupational Jobs	928
Total Change	-5
Total % Change	-0.54%
Openings	81
2012 Median Hourly Earnings	\$13.66

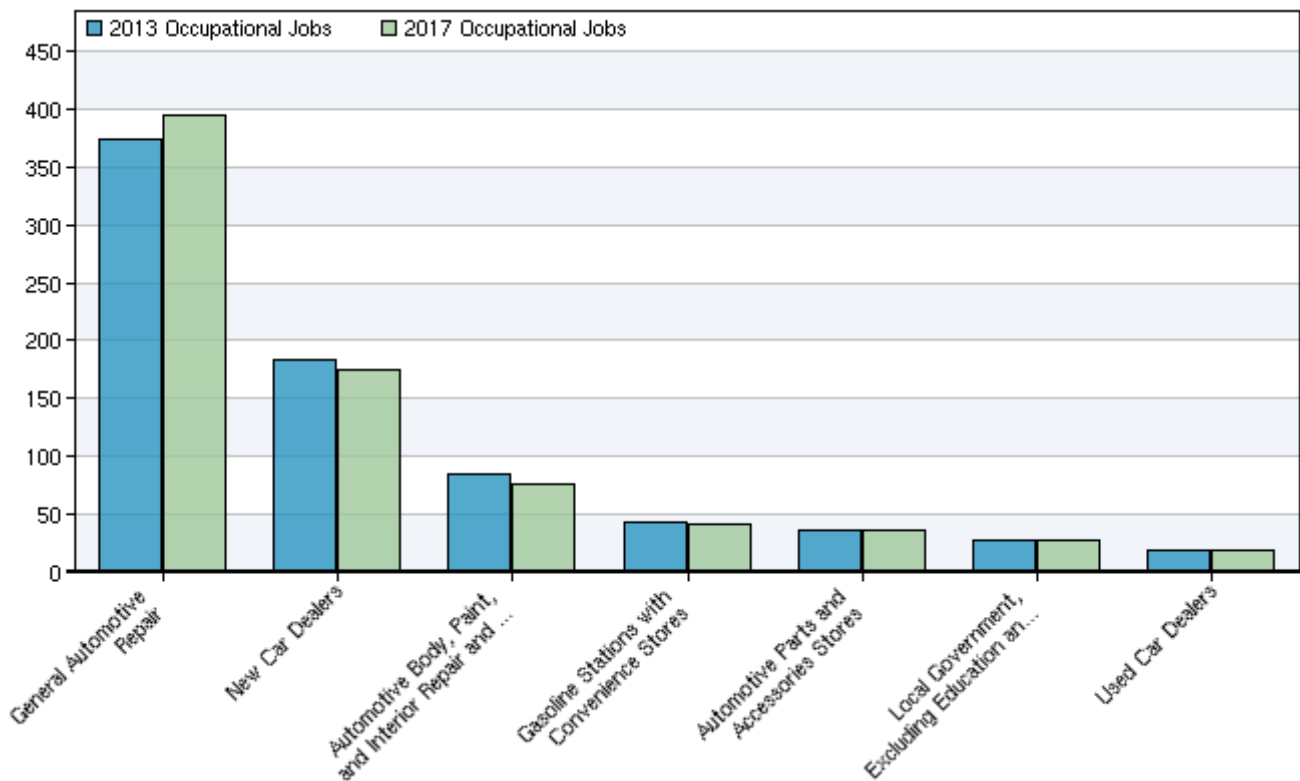
## Occupational Change Summary



Region	2013 Jobs	2017 Jobs	Change	% Change	Openings	2012 Median Hourly Earnings
Regional Total	933	928	-5	-1%	81	\$13.66
State Total	15,701	15,629	-72	0%	1,413	\$15.93
National Total	803,992	810,593	6,601	1%	79,283	\$15.43

Source: EMSI Complete Employment - 2012.2

## Top Industries for Selected Occupation



NAICS Code	Name	2013 Jobs	2017 Jobs	Change	% Change
811111	General Automotive Repair	374	395	21	6%
441110	New Car Dealers	184	174	-10	-5%
811121	Automotive Body, Paint, and Interior Repair and Maintenance	85	76	-9	-11%
447110	Gasoline Stations with Convenience Stores	43	42	-1	-2%
441310	Automotive Parts and Accessories Stores	37	36	-1	-3%
903999	Local Government, Excluding Education and Hospitals	27	28	1	4%
441120	Used Car Dealers	19	20	1	5%

Source: EMSI Complete Employment - 2012.2

## Data Sources and Calculations

---

### Industry Data

In order to capture a complete picture of industry employment, EMSI basically combines covered employment data from Quarterly Census of Employment and Wages (QCEW) produced by the Department of Labor with total employment data in Regional Economic Information System (REIS) published by the Bureau of Economic Analysis (BEA), augmented with County Business Patterns (CBP) and Nonemployer Statistics (NES) published by the U.S. Census Bureau. Projections are based on the latest available EMSI industry data, 15-year past local trends in each industry, growth rates in statewide and (where available) sub-state area industry projections published by individual state agencies, and (in part) growth rates in national projections from the Bureau of Labor Statistics.

### State Data Sources

This report uses state data from the following agencies: Wisconsin Department of Workforce Development, Bureau of Workforce Information.