

Hospitality Management Occupation Overview

Emsi Q1 2018 Data Set

March 2018

Western Technical College



400 Seventh Street
La Crosse, Wisconsin 54601
608.785.9200

Parameters

Occupations

13 items selected. See Appendix A for details.

Regions

| Code | Description |
|-------|------------------------|
| 55011 | Buffalo County, WI |
| 55053 | Jackson County, WI |
| 55057 | Juneau County, WI |
| 55063 | La Crosse County, WI |
| 55081 | Monroe County, WI |
| 55121 | Trempealeau County, WI |
| 55123 | Vernon County, WI |

Timeframe

2019 - 2023

Datarun

2018.1 – QCEW Employees, Non-QCEW Employees, and Self-Employed

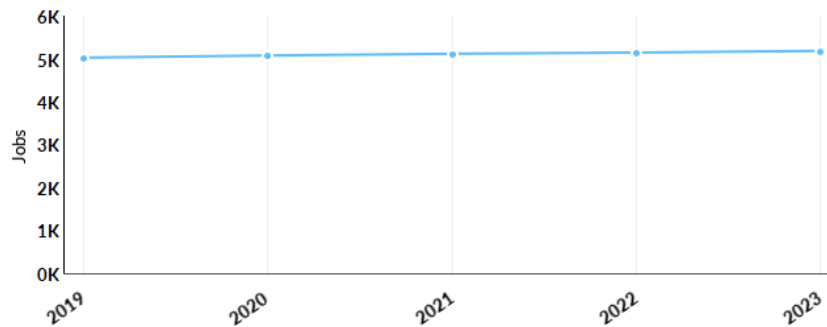
BUS 101092 HOMN in Western District

Occupation Summary for BUS 101092 HOMN

| | | |
|---|---|---|
| 5,021 Jobs (2019) 15% below National average | 3.1% % Change (2019-2023) Nation: 4.1% | \$11.38/hr Median Hourly Earnings Nation: \$11.55/hr |
|---|---|---|

Growth

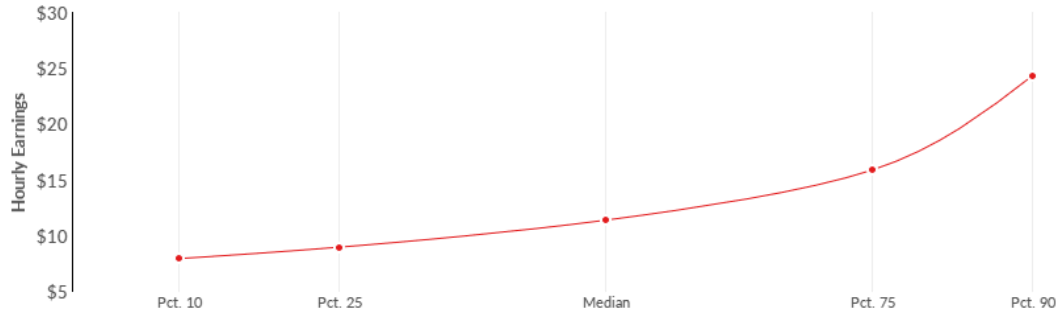
| | | | |
|---------------------------|---------------------------|----------------------------------|-------------------------------------|
| 5,021 2019 Jobs | 5,178 2023 Jobs | 157 Change (2019-2023) | 3.1% % Change (2019-2023) |
|---------------------------|---------------------------|----------------------------------|-------------------------------------|



| Occupation | 2019 Jobs | 2023 Jobs | Change | % Change |
|--|-----------|-----------|--------|----------|
| Food Service Managers (11-9051) | 310 | 308 | -2 | -1% |
| Lodging Managers (11-9081) | 58 | 59 | 1 | 2% |
| Managers, All Other (11-9199) | 884 | 912 | 28 | 3% |
| Food Preparation Workers (35-2021) | 493 | 499 | 6 | 1% |
| Food Servers, Nonrestaurant (35-3041) | 487 | 504 | 17 | 3% |
| Hosts and Hostesses, Restaurant, Lounge, and Coffee Shop (35-9031) | 331 | 334 | 3 | 1% |
| Maids and Housekeeping Cleaners (37-2012) | 1,122 | 1,174 | 52 | 5% |
| First-Line Supervisors of Personal Service Workers (39-1021) | 266 | 279 | 13 | 5% |
| Ushers, Lobby Attendants, and Ticket Takers (39-3031) | 101 | 103 | 2 | 2% |
| Amusement and Recreation Attendants (39-3091) | 171 | 180 | 9 | 5% |
| Concierges (39-6012) | 9 | 11 | 2 | 22% |
| Personal Care and Service Workers, All Other (39-9099) | 55 | 59 | 4 | 7% |
| Receptionists and Information Clerks (43-4171) | 732 | 756 | 24 | 3% |

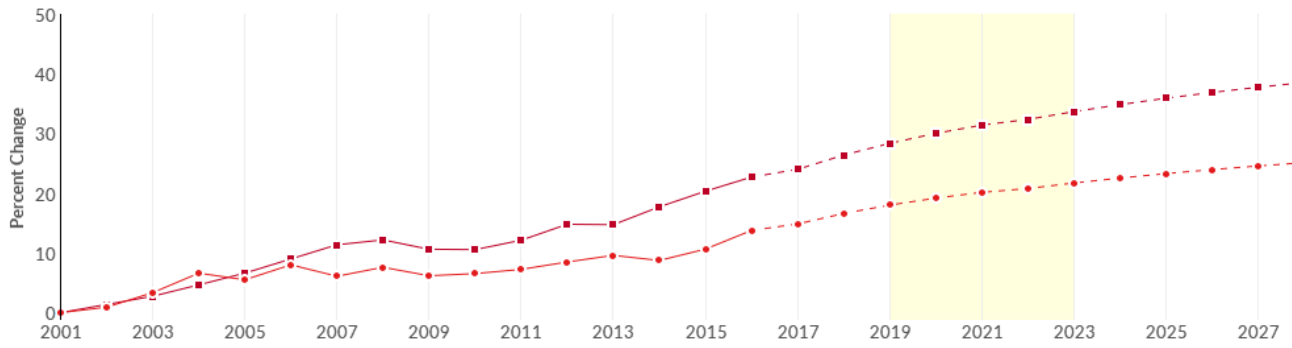
Percentile Earnings

| | | |
|--|--------------------------------------|---|
| \$8.95/hr 25th Percentile Earnings | \$11.38/hr Median Earnings | \$15.87/hr 75th Percentile Earnings |
|--|--------------------------------------|---|



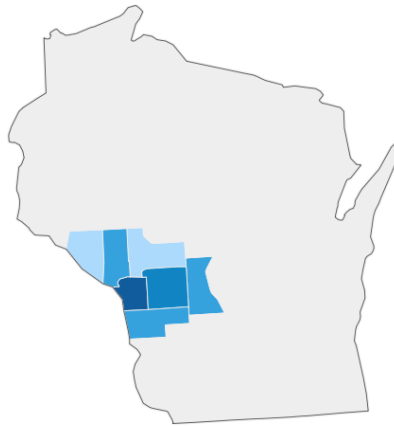
| Occupation | 25th Percentile Earnings | Median Earnings | 75th Percentile Earnings |
|--|--------------------------|-----------------|--------------------------|
| Food Service Managers (11-9051) | \$15.34 | \$20.78 | \$26.51 |
| Lodging Managers (11-9081) | \$14.33 | \$18.29 | \$24.05 |
| Managers, All Other (11-9199) | \$16.77 | \$21.40 | \$35.38 |
| Food Preparation Workers (35-2021) | \$8.21 | \$9.23 | \$11.47 |
| Food Servers, Nonrestaurant (35-3041) | \$9.15 | \$10.30 | \$11.74 |
| Hosts and Hostesses, Restaurant, Lounge, and Coffee Shop (35-9031) | \$7.68 | \$8.32 | \$9.02 |
| Maids and Housekeeping Cleaners (37-2012) | \$8.63 | \$9.81 | \$11.71 |
| First-Line Supervisors of Personal Service Workers (39-1021) | \$11.67 | \$14.39 | \$18.34 |
| Ushers, Lobby Attendants, and Ticket Takers (39-3031) | \$7.33 | \$8.03 | \$8.88 |
| Amusement and Recreation Attendants (39-3091) | \$7.83 | \$8.82 | \$10.40 |
| Concierges (39-6012) | \$9.95 | \$12.20 | \$14.13 |
| Personal Care and Service Workers, All Other (39-9099) | \$10.09 | \$11.10 | \$12.10 |
| Receptionists and Information Clerks (43-4171) | \$9.50 | \$11.98 | \$14.42 |

Regional Trends



| | Region | 2019 Jobs | 2023 Jobs | Change | % Change |
|---|--------|-----------|-----------|---------|----------|
| ● | Region | 5,021 | 5,178 | 157 | 3.1% |
| ● | Nation | 6,311,642 | 6,573,167 | 261,525 | 4.1% |

Regional Breakdown



| County | 2023 Jobs |
|------------------------|-----------|
| La Crosse County, WI | 3,025 |
| Monroe County, WI | 741 |
| Vernon County, WI | 390 |
| Trempealeau County, WI | 334 |
| Juneau County, WI | 314 |

Occupation Gender Breakdown



| | Gender | 2017 Jobs | 2017 Percent |
|---|---------|-----------|---|
| ● | Males | 1,600 | 32.7%  |
| ● | Females | 3,286 | 67.3%  |

Occupation Age Breakdown



| | Age | 2017 Jobs | 2017 Percent |
|---|-------|-----------|--|
| ● | 14-18 | 443 | 9.1%  |
| ● | 19-24 | 807 | 16.5%  |
| ● | 25-34 | 810 | 16.6%  |
| ● | 35-44 | 770 | 15.8%  |
| ● | 45-54 | 900 | 18.4%  |
| ● | 55-64 | 857 | 17.5%  |
| ● | 65+ | 299 | 6.1%  |

Occupation Race/Ethnicity Breakdown



| | Race/Ethnicity | 2017 Jobs | 2017 Percent |
|---|---|-----------|--|
| ● | White | 4,370 | 89.4%  |
| ● | Hispanic or Latino | 171 | 3.5%  |
| ● | Asian | 130 | 2.7%  |
| ● | Black or African American | 120 | 2.5%  |
| ● | Two or More Races | 58 | 1.2%  |
| ● | American Indian or Alaska Native | 36 | 0.7%  |
| ● | Native Hawaiian or Other Pacific Islander | 1 | 0.0%  |

Occupational Programs

| 13 | 355 | 707 |
|-----------------|---|--------------------|
| Programs (2016) | Completions (2016) | Openings (2016) |
| CIP Code | Program | Completions (2016) |
| 52.0201 | Business Administration and Management, General | 263 |
| 44.0401 | Public Administration | 32 |
| 52.1804 | Selling Skills and Sales Operations | 28 |
| 52.0299 | Business Administration, Management and Operations, Other | 20 |
| 12.0504 | Restaurant, Culinary, and Catering Management/Manager | 9 |

Industries Employing BUS 101092 HOMN

| Industry | Occupation Group Jobs in Industry (2017) | % of Occupation Group in Industry (2017) | % of Total Jobs in Industry (2017) |
|--|--|--|------------------------------------|
| Hotels (except Casino Hotels) and Motels | 545 | 11.2% | 35.2% |
| Full-Service Restaurants | 504 | 10.3% | 11.0% |
| General Medical and Surgical Hospitals | 461 | 9.4% | 4.6% |
| Local Government, Excluding Education and Hospitals | 208 | 4.2% | 2.6% |
| Nursing Care Facilities (Skilled Nursing Facilities) | 187 | 3.8% | 9.2% |

Appendix A - Occupations

| Code | Description |
|---------|--|
| 11-9051 | Food Service Managers |
| 11-9081 | Lodging Managers |
| 11-9199 | Managers, All Other |
| 35-2021 | Food Preparation Workers |
| 35-3041 | Food Servers, Nonrestaurant |
| 35-9031 | Hosts and Hostesses, Restaurant, Lounge, and Coffee Shop |
| 37-2012 | Maids and Housekeeping Cleaners |
| 39-1021 | First-Line Supervisors of Personal Service Workers |
| 39-3031 | Ushers, Lobby Attendants, and Ticket Takers |
| 39-3091 | Amusement and Recreation Attendants |
| 39-6012 | Concierges |
| 39-9099 | Personal Care and Service Workers, All Other |
| 43-4171 | Receptionists and Information Clerks |

Appendix B - Data Sources and Calculations

Location Quotient

Location quotient (LQ) is a way of quantifying how concentrated a particular industry, cluster, occupation, or demographic group is in a region as compared to the nation. It can reveal what makes a particular region unique in comparison to the national average.

Occupation Data

Emsi occupation employment data are based on final Emsi industry data and final Emsi staffing patterns. Wage estimates are based on Occupational Employment Statistics (QCEW and Non-QCEW Employees classes of worker) and the American Community Survey (Self-Employed and Extended Proprietors). Occupational wage estimates also affected by county-level Emsi earnings by industry.

Institution Data

The institution data in this report is taken directly from the national IPEDS database published by the U.S. Department of Education's National Center for Education Statistics.

State Data Sources

This report uses state data from the following agencies: Illinois Department of Employment Security, Employment Projections; Iowa Workforce Development; Michigan Department of Labor and Economic Growth, Bureau of Labor Market Information and Strategic Initiatives; Minnesota Department of Employment and Economic Development; Wisconsin Department of Workforce Development, Bureau of Workforce Information