

Landscape Horticulture Technician Occupation Overview

Emsi Q1 2018 Data Set

March 2018

Western Technical College



400 Seventh Street
La Crosse, Wisconsin 54601
608.785.9200

Parameters

Occupations

Code	Description
37-1012	First-Line Supervisors of Landscaping, Lawn Service, and Groundskeeping Workers
37-3011	Landscaping and Groundskeeping Workers
37-3013	Tree Trimmers and Pruners
45-2099	Agricultural Workers, All Other
45-4011	Forest and Conservation Workers

Regions

Code	Description
55011	Buffalo County, WI
55053	Jackson County, WI
55057	Juneau County, WI
55063	La Crosse County, WI
55081	Monroe County, WI
55121	Trempealeau County, WI
55123	Vernon County, WI

Timeframe

2019 - 2023

Datarun

2018.1 – QCEW Employees, Non-QCEW Employees, and Self-Employed

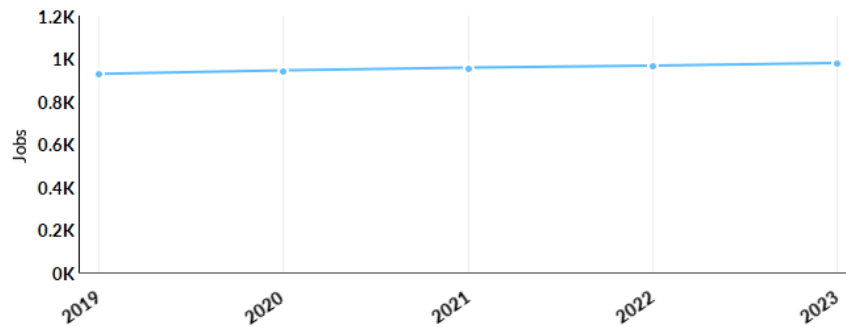
310015 LNHT in Western District

Occupation Summary for 310015 LNHT

928 Jobs (2019) 37% below National average	5.4% % Change (2019-2023) Nation: 3.4%	\$11.28/hr Median Hourly Earnings Nation: \$12.03/hr
---	---	---

Growth

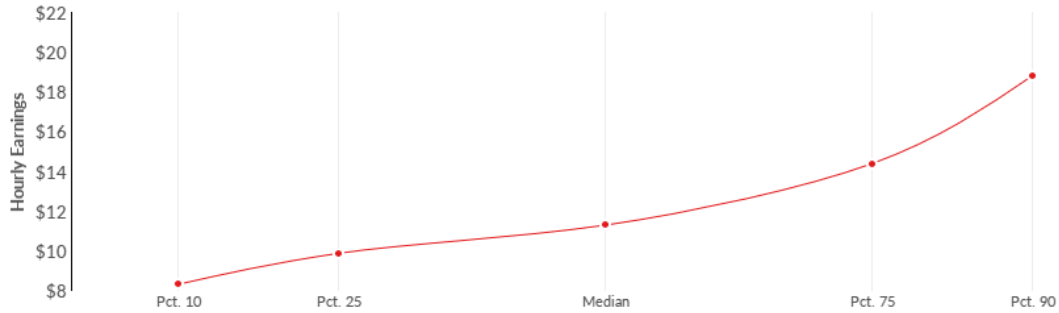
928 2019 Jobs	978 2023 Jobs	50 Change (2019-2023)	5.4% % Change (2019-2023)
-------------------------	-------------------------	---------------------------------	-------------------------------------



Occupation	2019 Jobs	2023 Jobs	Change	% Change
First-Line Supervisors of Landscaping, Lawn Service, and Groundskeeping Workers (37-1012)	67	69	2	3%
Landscaping and Groundskeeping Workers (37-3011)	804	848	44	5%
Tree Trimmers and Pruners (37-3013)	27	29	2	7%
Agricultural Workers, All Other (45-2099)	19	20	1	5%
Forest and Conservation Workers (45-4011)	11	12	1	9%

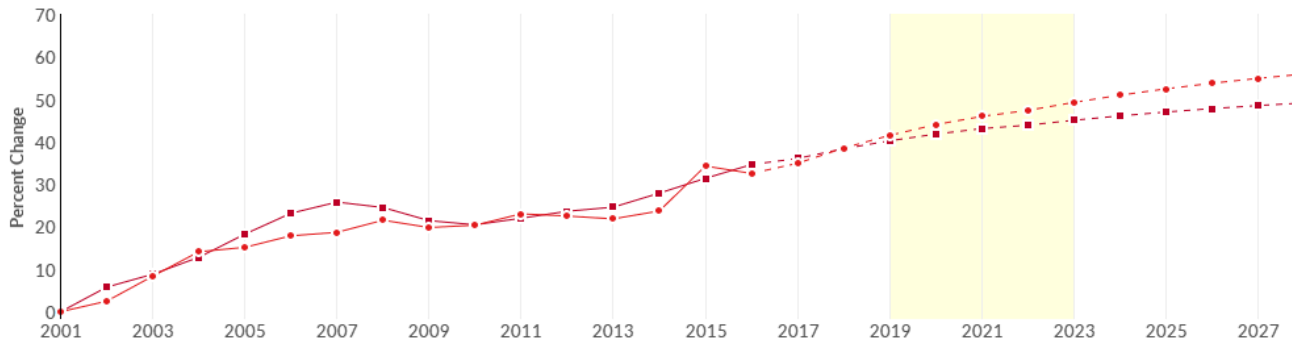
Percentile Earnings

\$9.86/hr 25th Percentile Earnings	\$11.28/hr Median Earnings	\$14.38/hr 75th Percentile Earnings
--	--------------------------------------	---



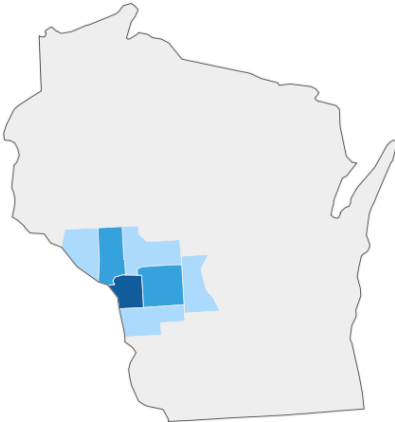
Occupation	25th Percentile Earnings	Median Earnings	75th Percentile Earnings
First-Line Supervisors of Landscaping, Lawn Service, and Groundskeeping Workers (37-1012)	\$12.88	\$15.55	\$22.08
Landscaping and Groundskeeping Workers (37-3011)	\$9.50	\$11.01	\$13.39
Tree Trimmers and Pruners (37-3013)	\$12.91	\$14.25	\$15.79
Agricultural Workers, All Other (45-2099)	\$17.04	\$17.45	\$21.05
Forest and Conservation Workers (45-4011)	\$15.24	\$18.74	\$23.35

Regional Trends



	Region	2019 Jobs	2023 Jobs	Change	% Change
●	Region	928	978	50	5.4%
●	Nation	1,583,713	1,638,247	54,534	3.4%

Regional Breakdown



County	2023 Jobs
La Crosse County, WI	460
Trempealeau County, WI	127
Monroe County, WI	112
Vernon County, WI	80
Jackson County, WI	70


Occupation Gender Breakdown



	Gender	2017 Jobs	2017 Percent
●	Males	756	85.4%
●	Females	129	14.6%

Occupation Age Breakdown



	Age	2017 Jobs	2017 Percent
●	14-18	46	5.2% 
●	19-24	103	11.7% 
●	25-34	155	17.5% 
●	35-44	156	17.6% 
●	45-54	161	18.1% 
●	55-64	200	22.6% 
●	65+	64	7.2% 

Occupation Race/Ethnicity Breakdown



	Race/Ethnicity	2017 Jobs	2017 Percent
●	White	794	89.8%
●	Hispanic or Latino	43	4.8%
●	Black or African American	27	3.1%
●	Asian	8	0.9%
●	American Indian or Alaska Native	6	0.7%
●	Two or More Races	6	0.6%
●	Native Hawaiian or Other Pacific Islander	0	0.0%

Occupational Programs

1 Programs (2016)			8 Completions (2016)			126 Openings (2016)		
CIP Code	Program	Completions (2016)						
01.0605	Landscaping and Groundskeeping	8						

Industries Employing 310015 LNHT

Industry	Occupation Group Jobs in Industry (2017)	% of Occupation Group in Industry (2017)	% of Total Jobs in Industry (2017)
Landscaping Services	469	53.1%	83.2%
Local Government, Excluding Education and Hospitals	96	10.8%	1.2%
Golf Courses and Country Clubs	46	5.2%	10.1%
All Other Amusement and Recreation Industries	30	3.4%	9.7%
Animal Production	20	2.2%	1.0%

Appendix A - Data Sources and Calculations

Location Quotient

Location quotient (LQ) is a way of quantifying how concentrated a particular industry, cluster, occupation, or demographic group is in a region as compared to the nation. It can reveal what makes a particular region unique in comparison to the national average.

Occupation Data

Emsi occupation employment data are based on final Emsi industry data and final Emsi staffing patterns. Wage estimates are based on Occupational Employment Statistics (QCEW and Non-QCEW Employees classes of worker) and the American Community Survey (Self-Employed and Extended Proprietors). Occupational wage estimates also affected by county-level Emsi earnings by industry.

Institution Data

The institution data in this report is taken directly from the national IPEDS database published by the U.S. Department of Education's National Center for Education Statistics.

State Data Sources

This report uses state data from the following agencies: Illinois Department of Employment Security, Employment Projections; Iowa Workforce Development; Michigan Department of Labor and Economic Growth, Bureau of Labor Market Information and Strategic Initiatives; Minnesota Department of Employment and Economic Development; Wisconsin Department of Workforce Development, Bureau of Workforce Information