

Wood Tech Occupation Overview

Emsi Q1 2018 Data Set

March 2018

Western Technical College



400 Seventh Street
La Crosse, Wisconsin 54601
608.785.9200

Parameters

Occupations

Code	Description
47-2031	Carpenters
47-2061	Construction Laborers
47-2181	Roofers
47-3012	Helpers--Carpenters
47-4099	Construction and Related Workers, All Other
51-7011	Cabinetmakers and Bench Carpenters

Regions

Code	Description
55011	Buffalo County, WI
55053	Jackson County, WI
55057	Juneau County, WI
55063	La Crosse County, WI
55081	Monroe County, WI
55121	Trempealeau County, WI
55123	Vernon County, WI

Timeframe

2019 - 2023

Datarun

2018.1 – QCEW Employees, Non-QCEW Employees, and Self-Employed

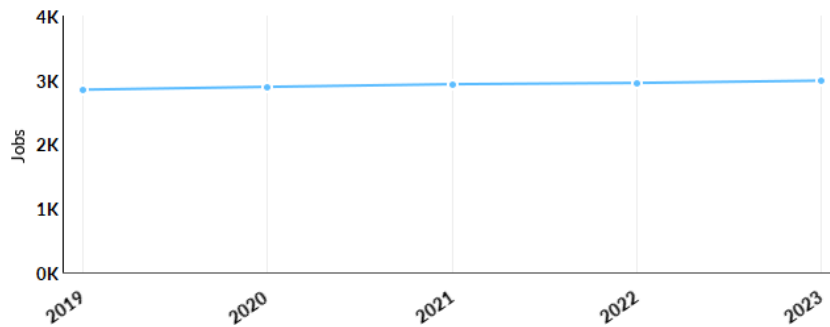
314102 WDTC in Western District

Occupation Summary for 314102 WDTC

2,845 Jobs (2019) 9% above National average	5.0% % Change (2019-2023) Nation: 3.1%	\$15.62/hr Median Hourly Earnings Nation: \$15.30/hr
--	---	---

Growth

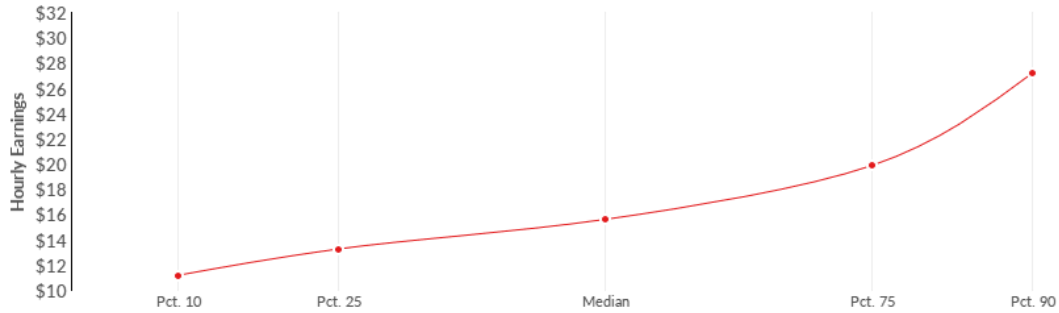
2,845 2019 Jobs	2,987 2023 Jobs	142 Change (2019-2023)	5.0% % Change (2019-2023)
---------------------------	---------------------------	----------------------------------	-------------------------------------



Occupation	2019 Jobs	2023 Jobs	Change	% Change
Carpenters (47-2031)	966	968	2	0%
Construction Laborers (47-2061)	1,179	1,217	38	3%
Roofers (47-2181)	214	224	10	5%
Helpers--Carpenters (47-3012)	15	15	0	0%
Construction and Related Workers, All Other (47-4099)	18	20	2	11%
Cabinetmakers and Bench Carpenters (51-7011)	454	542	88	19%

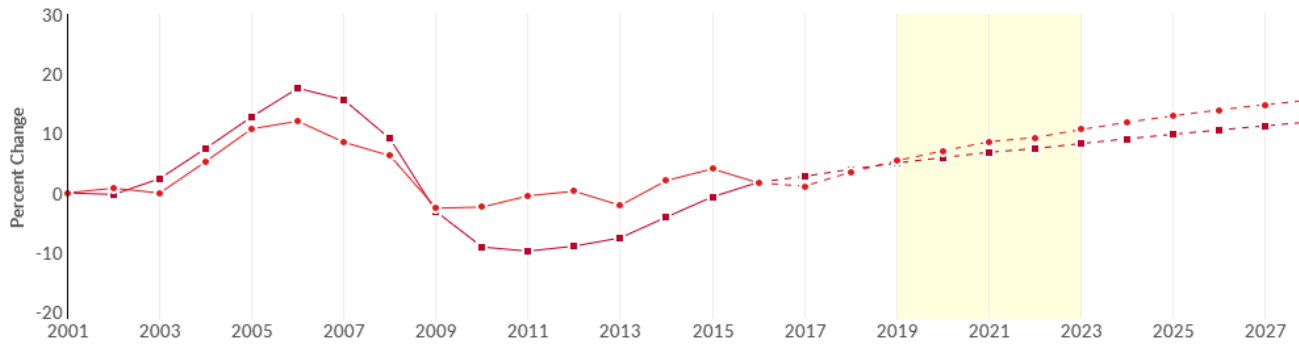
Percentile Earnings

\$13.27/hr 25th Percentile Earnings	\$15.62/hr Median Earnings	\$19.88/hr 75th Percentile Earnings
---	--------------------------------------	---



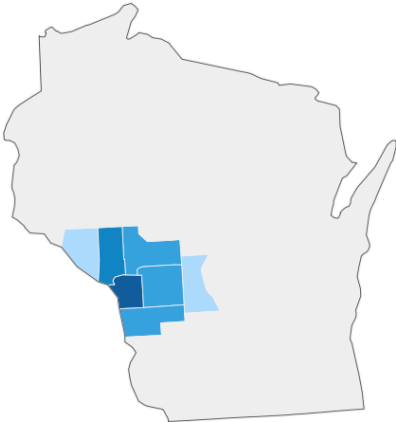
Occupation	25th Percentile Earnings	Median Earnings	75th Percentile Earnings
Carpenters (47-2031)	\$15.16	\$16.85	\$21.85
Construction Laborers (47-2061)	\$13.11	\$15.23	\$20.69
Roofers (47-2181)	\$13.10	\$15.09	\$19.03
Helpers--Carpenters (47-3012)	\$11.14	\$13.24	\$15.71
Construction and Related Workers, All Other (47-4099)	\$15.87	\$17.35	\$18.62
Cabinetmakers and Bench Carpenters (51-7011)	\$10.74	\$12.80	\$14.85

Regional Trends



	Region	2019 Jobs	2023 Jobs	Change	% Change
●	Region	2,845	2,987	142	5.0%
●	Nation	2,803,645	2,891,151	87,506	3.1%

Regional Breakdown



County	2023 Jobs
La Crosse County, WI	1,104
Trempealeau County, WI	740
Monroe County, WI	336
Jackson County, WI	298
Vernon County, WI	256

Occupation Gender Breakdown



	Gender	2017 Jobs	2017 Percent
●	Males	2,662	97.5%
●	Females	68	2.5%

Occupation Age Breakdown



	Age	2017 Jobs	2017 Percent
●	14-18	32	1.2%
●	19-24	290	10.6% █
●	25-34	667	24.4% █
●	35-44	689	25.2% █
●	45-54	560	20.5% █
●	55-64	431	15.8% █
●	65+	62	2.3%

Occupation Race/Ethnicity Breakdown



	Race/Ethnicity	2017 Jobs	2017 Percent
•	White	2,477	90.7%
•	Hispanic or Latino	191	7.0%
•	Asian	20	0.7%
•	Black or African American	16	0.6%
•	American Indian or Alaska Native	14	0.5%
•	Two or More Races	11	0.4%
•	Native Hawaiian or Other Pacific Islander	0	0.0%

Occupational Programs

1			14			289		
Programs (2016)			Completions (2016)			Openings (2016)		
CIP Code	Program							Completions (2016)
46.0201	Carpentry/Carpenter							14

Industries Employing 314102 WDTC

Industry	Occupation Group Jobs in Industry (2017)	% of Occupation Group in Industry (2017)	% of Total Jobs in Industry (2017)
Upholstered Household Furniture Manufacturing	302	11.1%	7.9%
New Single-Family Housing Construction (except For-Sale Builders)	227	8.3%	49.2%
Residential Remodelers	211	7.7%	48.1%
Roofing Contractors	198	7.3%	61.9%
Highway, Street, and Bridge Construction	193	7.1%	28.6%

Appendix A - Data Sources and Calculations

Location Quotient

Location quotient (LQ) is a way of quantifying how concentrated a particular industry, cluster, occupation, or demographic group is in a region as compared to the nation. It can reveal what makes a particular region unique in comparison to the national average.

Occupation Data

Emsi occupation employment data are based on final Emsi industry data and final Emsi staffing patterns. Wage estimates are based on Occupational Employment Statistics (QCEW and Non-QCEW Employees classes of worker) and the American Community Survey (Self-Employed and Extended Proprietors). Occupational wage estimates also affected by county-level Emsi earnings by industry.

Institution Data

The institution data in this report is taken directly from the national IPEDS database published by the U.S. Department of Education's National Center for Education Statistics.

State Data Sources

This report uses state data from the following agencies: Illinois Department of Employment Security, Employment Projections; Iowa Workforce Development; Michigan Department of Labor and Economic Growth, Bureau of Labor Market Information and Strategic Initiatives; Minnesota Department of Employment and Economic Development; Wisconsin Department of Workforce Development, Bureau of Workforce Information