

Fire Protection Technician Occupation Overview

Emsi Q1 2018 Data Set

March 2018

Western Technical College



400 Seventh Street
La Crosse, Wisconsin 54601
608.785.9200

Parameters

Occupations

Code	Description
33-1021	First-Line Supervisors of Fire Fighting and Prevention Workers
33-2011	Firefighters
33-2021	Fire Inspectors and Investigators
33-2022	Forest Fire Inspectors and Prevention Specialists

Regions

Code	Description
55011	Buffalo County, WI
55053	Jackson County, WI
55057	Juneau County, WI
55063	La Crosse County, WI
55081	Monroe County, WI
55121	Trempealeau County, WI
55123	Vernon County, WI

Timeframe

2019 - 2023

Datarun

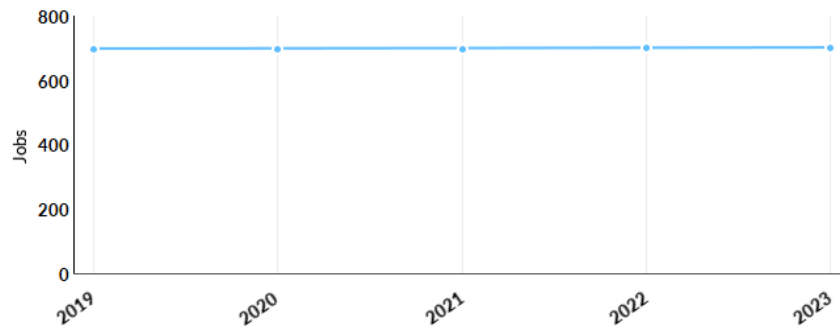
2018.1 – QCEW Employees, Non-QCEW Employees, and Self-Employed

Occupation Summary for HPS 105032 FPTC

698 Jobs (2019) 87% above National average	0.4% % Change (2019-2023) Nation: 2.6%	\$13.25/hr Median Hourly Earnings Nation: \$24.85/hr
---	---	---

Growth

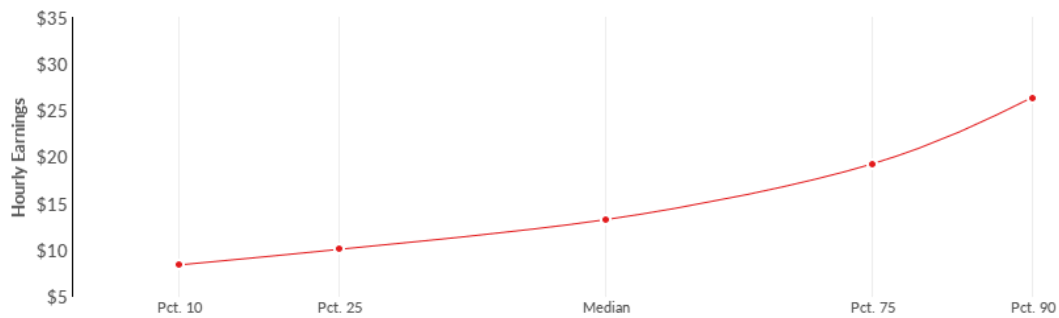
698 2019 Jobs	701 2023 Jobs	3 Change (2019-2023)	0.4% % Change (2019-2023)
-------------------------	-------------------------	--------------------------------	-------------------------------------



Occupation	2019 Jobs	2023 Jobs	Change	% Change
First-Line Supervisors of Fire Fighting and Prevention Workers (33-1021)	29	29	0	0%
Firefighters (33-2011)	660	662	2	0%
Fire Inspectors and Investigators (33-2021)	8	9	1	13%
Forest Fire Inspectors and Prevention Specialists (33-2022)	1	1	0	0%

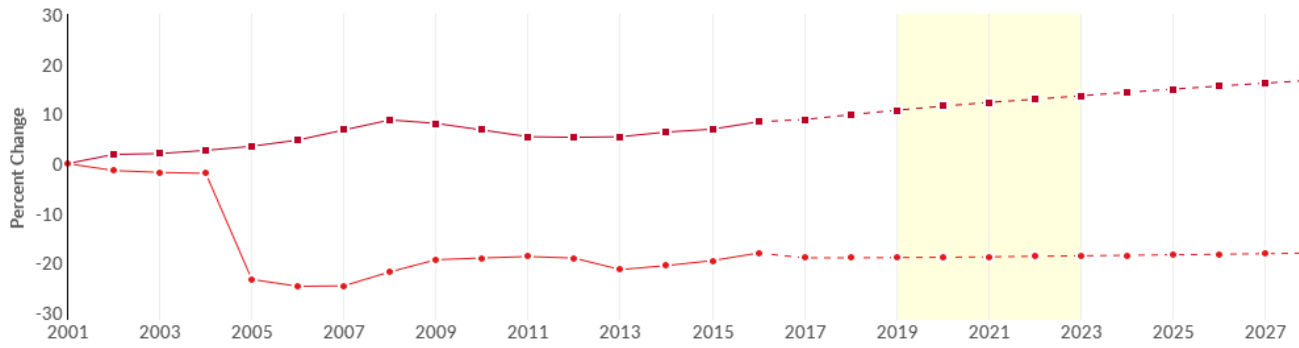
Percentile Earnings

\$10.05/hr 25th Percentile Earnings	\$13.25/hr Median Earnings	\$19.25/hr 75th Percentile Earnings
---	--------------------------------------	---



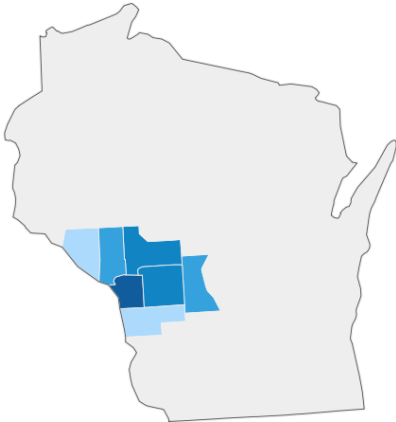
Occupation	25th Percentile Earnings	Median Earnings	75th Percentile Earnings
First-Line Supervisors of Fire Fighting and Prevention Workers (33-1021)	\$23.90	\$29.18	\$37.44
Firefighters (33-2011)	\$9.90	\$12.85	\$18.22
Fire Inspectors and Investigators (33-2021)	\$22.30	\$23.93	\$33.39
Forest Fire Inspectors and Prevention Specialists (33-2022)	\$10.39	\$11.38	\$11.41

Regional Trends



	Region	2019 Jobs	2023 Jobs	Change	% Change
●	Region	698	701	3	0.4%
●	Nation	398,789	409,282	10,493	2.6%


Regional Breakdown



County	2023 Jobs
La Crosse County, WI	210
Monroe County, WI	138
Jackson County, WI	112
Trempealeau County, WI	86
Juneau County, WI	71

Occupation Gender Breakdown



	Gender	2017 Jobs	2017 Percent
●	Males	653	93.6% 
●	Females	45	6.4% 

Occupation Age Breakdown



	Age	2017 Jobs	2017 Percent
•	14-18	5	0.7%
•	19-24	66	9.5% █
•	25-34	186	26.7% █
•	35-44	160	23.0% █
•	45-54	213	30.5% █
•	55-64	61	8.8% █
•	65+	6	0.9%

Occupation Race/Ethnicity Breakdown



	Race/Ethnicity	2017 Jobs	2017 Percent
•	White	624	89.5% 
•	American Indian or Alaska Native	24	3.5% 
•	Black or African American	23	3.3% 
•	Hispanic or Latino	16	2.3% 
•	Two or More Races	8	1.1% 
•	Asian	2	0.3% 
•	Native Hawaiian or Other Pacific Islander	0	0.0% 

Occupational Programs

2 Programs (2016)		5 Completions (2016)	51 Openings (2016)
CIP Code	Program	Completions (2016)	
43.0203	Fire Science/Fire-fighting	5	
43.0201	Fire Prevention and Safety Technology/Technician	0	

Industries Employing HPS 105032 FPTC

Industry	Occupation Group Jobs in Industry (2017)	% of Occupation Group in Industry (2017)	% of Total Jobs in Industry (2017)
Local Government, Excluding Education and Hospitals	652	93.5%	8.3%
Federal Government, Civilian, Excluding Postal Service	26	3.8%	0.8%
State Government, Excluding Education and Hospitals	<10	1.4%	0.5%
All Other Support Services	<10	1.0%	6.9%
Fossil Fuel Electric Power Generation	<10	0.1%	0.2%

Appendix A - Data Sources and Calculations

Location Quotient

Location quotient (LQ) is a way of quantifying how concentrated a particular industry, cluster, occupation, or demographic group is in a region as compared to the nation. It can reveal what makes a particular region unique in comparison to the national average.

Occupation Data

Emsi occupation employment data are based on final Emsi industry data and final Emsi staffing patterns. Wage estimates are based on Occupational Employment Statistics (QCEW and Non-QCEW Employees classes of worker) and the American Community Survey (Self-Employed and Extended Proprietors). Occupational wage estimates also affected by county-level Emsi earnings by industry.

Institution Data

The institution data in this report is taken directly from the national IPEDS database published by the U.S. Department of Education's National Center for Education Statistics.

State Data Sources

This report uses state data from the following agencies: Illinois Department of Employment Security, Employment Projections; Iowa Workforce Development; Michigan Department of Labor and Economic Growth, Bureau of Labor Market Information and Strategic Initiatives; Minnesota Department of Employment and Economic Development; Wisconsin Department of Workforce Development, Bureau of Workforce Information