

# Foundation of Teacher Education Occupation Overview

Emsi Q1 2018 Data Set

March 2018

## Western Technical College



400 Seventh Street  
La Crosse, Wisconsin 54601  
608.785.9200

# Parameters

## Occupations

Code	Description
25-9011	Audio-Visual and Multimedia Collections Specialists
25-9041	Teacher Assistants
25-9099	Education, Training, and Library Workers, All Other

## Regions

Code	Description
55011	Buffalo County, WI
55053	Jackson County, WI
55057	Juneau County, WI
55063	La Crosse County, WI
55081	Monroe County, WI
55121	Trempealeau County, WI
55123	Vernon County, WI

## Timeframe

2019 - 2023

## Datarun

2018.1 – QCEW Employees, Non-QCEW Employees, and Self-Employed

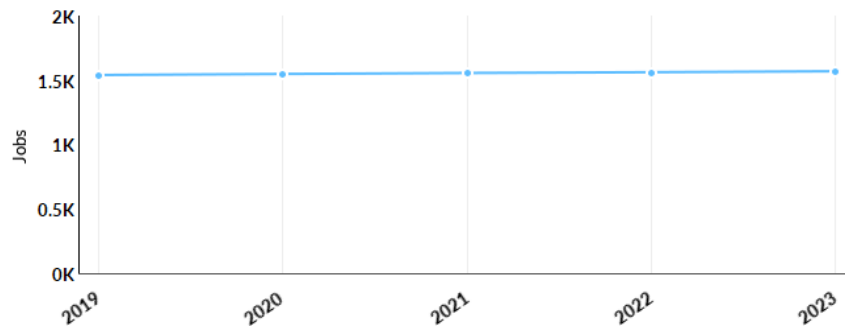
HPS 105222 FTED in Western District

## Occupation Summary for HPS 105222 FTED

<b>1,539</b> Jobs (2019) 10% above National average	<b>1.9%</b> % Change (2019-2023) Nation: 3.5%	<b>\$13.06/hr</b> Median Hourly Earnings Nation: \$12.54/hr
---	---	---

## Growth

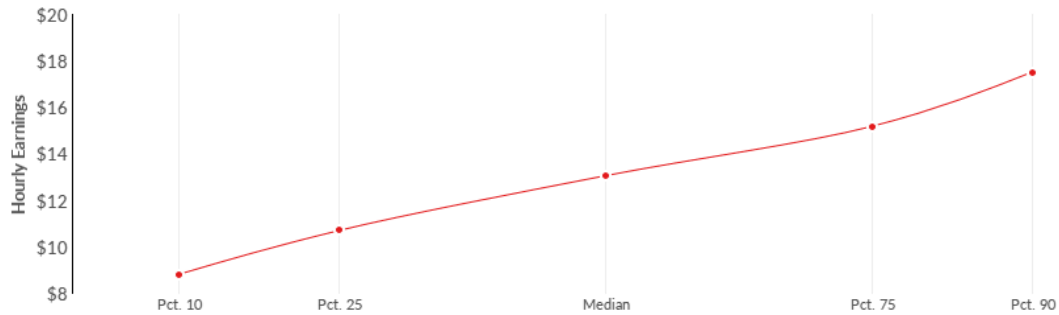
<b>1,539</b> 2019 Jobs	<b>1,568</b> 2023 Jobs	<b>29</b> Change (2019-2023)	<b>1.9%</b> % Change (2019-2023)
---------------------------	---------------------------	---------------------------------	-------------------------------------



Occupation	2019 Jobs	2023 Jobs	Change	% Change
Audio-Visual and Multimedia Collections Specialists (25-9011)	12	12	0	0%
Teacher Assistants (25-9041)	1,507	1,535	28	2%
Education, Training, and Library Workers, All Other (25-9099)	20	21	1	5%

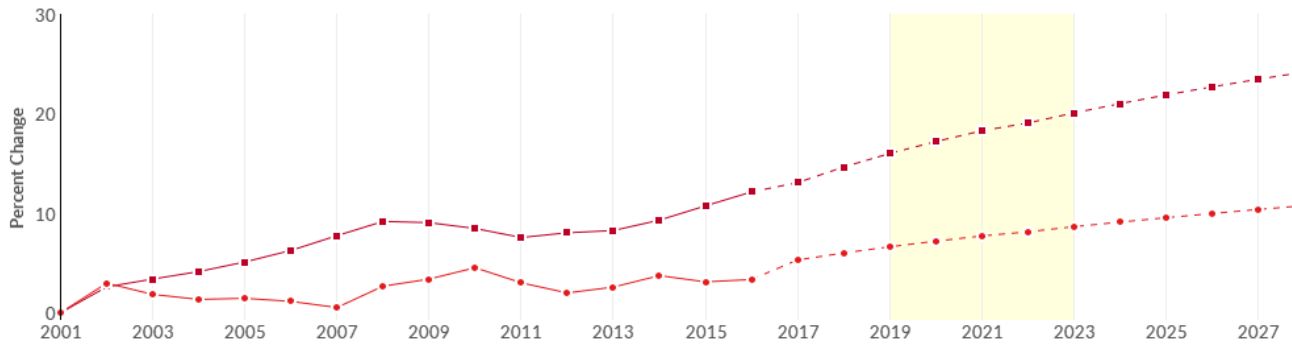
## Percentile Earnings

<b>\$10.70/hr</b> 25th Percentile Earnings	<b>\$13.06/hr</b> Median Earnings	<b>\$15.19/hr</b> 75th Percentile Earnings
---	--------------------------------------	---



Occupation	25th Percentile Earnings	Median Earnings	75th Percentile Earnings
Audio-Visual and Multimedia Collections Specialists (25-9011)	\$14.17	\$18.10	\$21.94
Teacher Assistants (25-9041)	\$10.65	\$13.00	\$15.06
Education, Training, and Library Workers, All Other (25-9099)	\$18.28	\$18.30	\$21.91

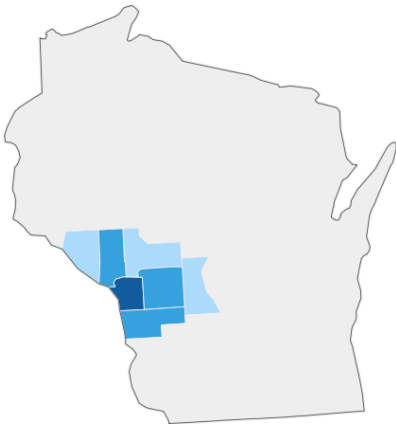
# Regional Trends



	Region	2019 Jobs	2023 Jobs	Change	% Change
●	Region	1,539	1,568	29	1.9%
●	Nation	1,494,828	1,547,424	52,596	3.5%

# Regional Breakdown

---



---

County	2023 Jobs
La Crosse County, WI	742
Monroe County, WI	196
Trempealeau County, WI	188
Vernon County, WI	177
Juneau County, WI	111

---





# Occupation Gender Breakdown

---



---

	Gender	2017 Jobs	2017 Percent
●	Males	185	12.2% 
●	Females	1,334	87.8% 

---

# Occupation Age Breakdown



	Age	2017 Jobs	2017 Percent
●	14-18	24	1.5%
●	19-24	140	9.2%
●	25-34	237	15.6%
●	35-44	302	19.9%
●	45-54	487	32.1%
●	55-64	255	16.8%
●	65+	75	4.9%

## Occupation Race/Ethnicity Breakdown

---



	Race/Ethnicity	2017 Jobs	2017 Percent
●	White	1,284	84.5%
●	Black or African American	86	5.7%
●	Hispanic or Latino	62	4.1%
●	Asian	51	3.3%
●	American Indian or Alaska Native	22	1.4%
●	Two or More Races	16	1.1%
●	Native Hawaiian or Other Pacific Islander	0	0.0%

## Occupational Programs

<b>1</b>			<b>19</b>			<b>180</b>		
Programs (2016)			Completions (2016)			Openings (2016)		
CIP Code	Program	Completions (2016)						
13.1501	Teacher Assistant/Aide	19						

## Industries Employing HPS 105222 FTED

Industry	Occupation Group Jobs in Industry (2017)	% of Occupation Group in Industry (2017)	% of Total Jobs in Industry (2017)
Elementary and Secondary Schools (Local Government)	1,080	71.1%	14.8%
Child Day Care Services	105	6.9%	8.7%
Colleges, Universities, and Professional Schools (Local Government)	95	6.2%	4.7%
Elementary and Secondary Schools	59	3.9%	11.1%
Religious Organizations	35	2.3%	2.2%

# Appendix A - Data Sources and Calculations

## Location Quotient

Location quotient (LQ) is a way of quantifying how concentrated a particular industry, cluster, occupation, or demographic group is in a region as compared to the nation. It can reveal what makes a particular region unique in comparison to the national average.

## Occupation Data

Emsi occupation employment data are based on final Emsi industry data and final Emsi staffing patterns. Wage estimates are based on Occupational Employment Statistics (QCEW and Non-QCEW Employees classes of worker) and the American Community Survey (Self-Employed and Extended Proprietors). Occupational wage estimates also affected by county-level Emsi earnings by industry.

## Institution Data

The institution data in this report is taken directly from the national IPEDS database published by the U.S. Department of Education's National Center for Education Statistics.

## State Data Sources

This report uses state data from the following agencies: Illinois Department of Employment Security, Employment Projections; Iowa Workforce Development; Michigan Department of Labor and Economic Growth, Bureau of Labor Market Information and Strategic Initiatives; Minnesota Department of Employment and Economic Development; Wisconsin Department of Workforce Development, Bureau of Workforce Information