

Medical Assistant Occupation Overview

Emsi Q1 2018 Data Set

March 2018

Western Technical College



400 Seventh Street
La Crosse, Wisconsin 54601
608.785.9200

Parameters

Occupations

Code	Description
31-9092	Medical Assistants

Regions

Code	Description
55011	Buffalo County, WI
55053	Jackson County, WI
55057	Juneau County, WI
55063	La Crosse County, WI
55081	Monroe County, WI
55121	Trempealeau County, WI
55123	Vernon County, WI

Timeframe

2019 - 2023

Datarun

2018.1 – QCEW Employees, Non-QCEW Employees, and Self-Employed

HPS 315091 MEAT in Western District

Medical Assistants (SOC 31-9092): Perform administrative and certain clinical duties under the direction of a physician. Administrative duties may include scheduling appointments, maintaining medical records, billing, and coding information for insurance purposes. Clinical duties may include taking and recording vital signs and medical histories, preparing patients for examination, drawing blood, and administering medications as directed by physician. Excludes "Physician Assistants" (29-1071).

Sample of Reported Job Titles: Chiropractor Assistant Certified Medical Assistant (CMA) Medical Assistant (MA) Registered Medical Assistant (RMA) Optometric Technician Optometric Assistant Ophthalmic Technician Medical Office Assistant Doctor's Assistant Clinical Assistant

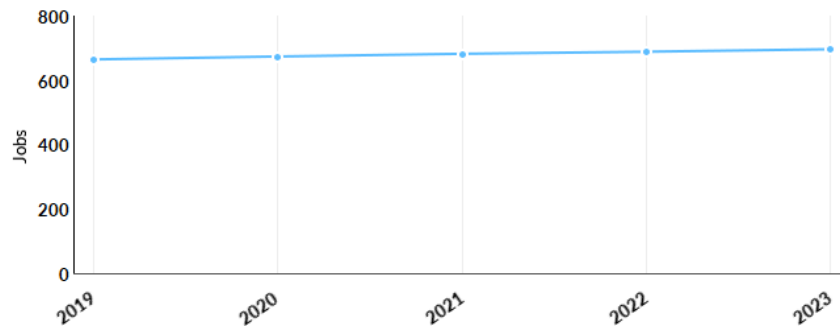
Related O*NET Occupation: Medical Assistants (31-9092.00)

Occupation Summary for HPS 315091 MEAT

664 Jobs (2019) 3% above National average	4.8% % Change (2019-2023) Nation: 7.9%	\$15.09/hr Median Hourly Earnings Nation: \$15.18/hr
--------------------------------------------------------	-----------------------------------------------------	-------------------------------------------------------------------

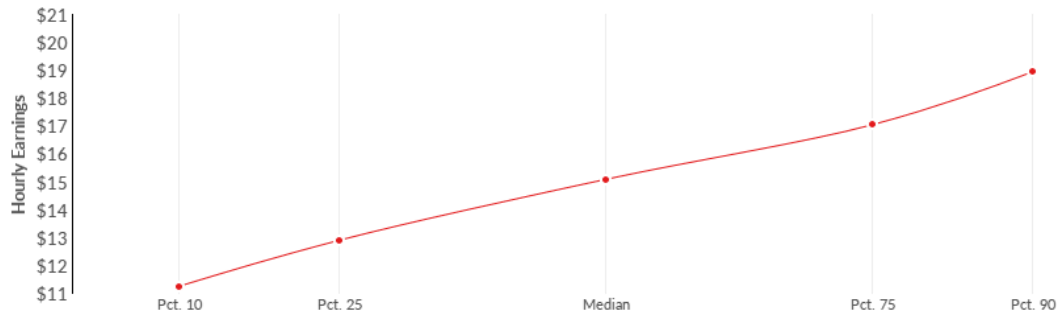
Growth for Medical Assistants (31-9092)

664 2019 Jobs	696 2023 Jobs	32 Change (2019-2023)	4.8% % Change (2019-2023)
-------------------------	-------------------------	---------------------------------	-------------------------------------

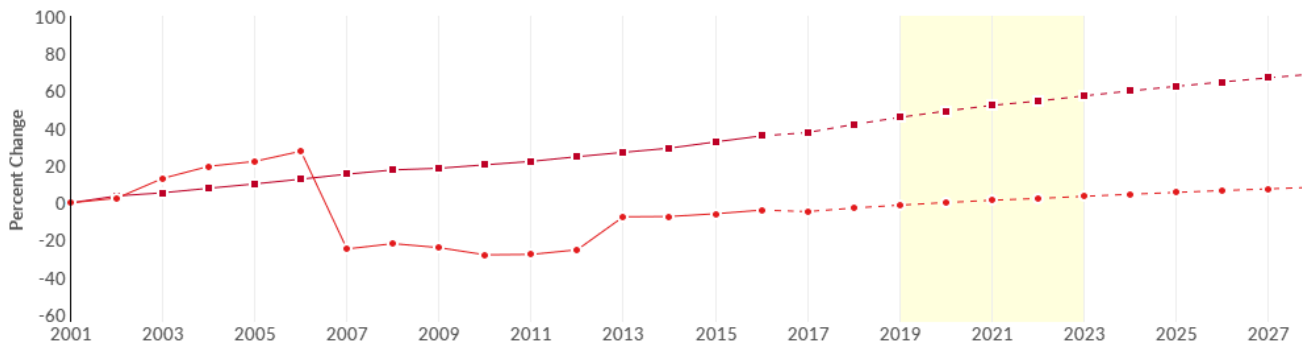


Percentile Earnings for Medical Assistants (31-9092)

\$12.90/hr 25th Percentile Earnings	\$15.09/hr Median Earnings	\$17.05/hr 75th Percentile Earnings
-----------------------------------------------	--------------------------------------	-----------------------------------------------

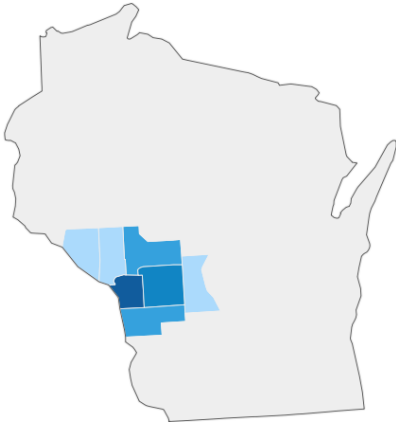


Regional Trends



	Region	2019 Jobs	2023 Jobs	Change	% Change
●	Region	664	696	32	4.8%
●	Nation	690,011	744,636	54,625	7.9%



Regional Breakdown



County	2023 Jobs
La Crosse County, WI	399
Monroe County, WI	118
Vernon County, WI	66
Jackson County, WI	56
Trempealeau County, WI	30

Occupation Gender Breakdown



	Gender	2017 Jobs	2017 Percent
●	Males	46	7.2% 
●	Females	595	92.8% 

Occupation Age Breakdown



	Age	2017 Jobs	2017 Percent
●	14-18	3	0.4%
●	19-24	87	13.6% █
●	25-34	208	32.5% ██████
●	35-44	147	23.0% █████
●	45-54	109	17.0% ████
●	55-64	76	11.8% ███
●	65+	11	1.8% █

Occupation Race/Ethnicity Breakdown










	Race/Ethnicity	2017 Jobs	2017 Percent
●	White	603	94.2%
●	Hispanic or Latino	14	2.2%
●	Asian	12	1.9%
●	Black or African American	6	0.9%
●	Two or More Races	4	0.6%
●	American Indian or Alaska Native	1	0.2%
●	Native Hawaiian or Other Pacific Islander	0	0.0%

Occupational Programs

6	120	69
Programs (2016)	Completions (2016)	Openings (2016)
CIP Code	Program	Completions (2016)
51.0801	Medical/Clinical Assistant	90
51.0705	Medical Office Management/Administration	19
51.0716	Medical Administrative/Executive Assistant and Medical Secretary	5
51.0710	Medical Office Assistant/Specialist	3
51.0713	Medical Insurance Coding Specialist/Coder	3

National Educational Attainment



	Education Level	2017 Percent
●	Less than high school diploma	1.9% 
●	High school diploma or equivalent	20.2% 
●	Some college, no degree	40.0% 
●	Associate's degree	25.6% 
●	Bachelor's degree	9.6% 
●	Master's degree	1.6% 
●	Doctoral or professional degree	1.1% 

Industries Employing HPS 315091 MEAT

Industry	Occupation Jobs in Industry (2017)	% of Occupation in Industry (2017)	% of Total Jobs in Industry (2017)
Offices of Physicians (except Mental Health Specialists)	321	50.2%	16.2%
General Medical and Surgical Hospitals	149	23.3%	1.5%
Offices of Chiropractors	45	7.0%	16.7%
Offices of Physicians, Mental Health Specialists	39	6.2%	13.4%
Offices of Optometrists	<10	1.2%	7.5%

Appendix A - Data Sources and Calculations

Location Quotient

Location quotient (LQ) is a way of quantifying how concentrated a particular industry, cluster, occupation, or demographic group is in a region as compared to the nation. It can reveal what makes a particular region unique in comparison to the national average.

Occupation Data

Emsi occupation employment data are based on final Emsi industry data and final Emsi staffing patterns. Wage estimates are based on Occupational Employment Statistics (QCEW and Non-QCEW Employees classes of worker) and the American Community Survey (Self-Employed and Extended Proprietors). Occupational wage estimates also affected by county-level Emsi earnings by industry.

Institution Data

The institution data in this report is taken directly from the national IPEDS database published by the U.S. Department of Education's National Center for Education Statistics.

State Data Sources

This report uses state data from the following agencies: Illinois Department of Employment Security, Employment Projections; Iowa Workforce Development; Michigan Department of Labor and Economic Growth, Bureau of Labor Market Information and Strategic Initiatives; Minnesota Department of Employment and Economic Development; Wisconsin Department of Workforce Development, Bureau of Workforce Information