

Nursing Assistant Occupation Overview

Emsi Q1 2018 Data Set

March 2018

Western Technical College



400 Seventh Street
La Crosse, Wisconsin 54601
608.785.9200

Parameters

Occupations

Code	Description
31-1011	Home Health Aides
31-1013	Psychiatric Aides
31-1014	Nursing Assistants
31-1015	Orderlies
39-9021	Personal Care Aides

Regions

Code	Description
55011	Buffalo County, WI
55053	Jackson County, WI
55057	Juneau County, WI
55063	La Crosse County, WI
55081	Monroe County, WI
55121	Trempealeau County, WI
55123	Vernon County, WI

Timeframe

2019 - 2023

Datarun

2018.1 – QCEW Employees, Non-QCEW Employees, and Self-Employed

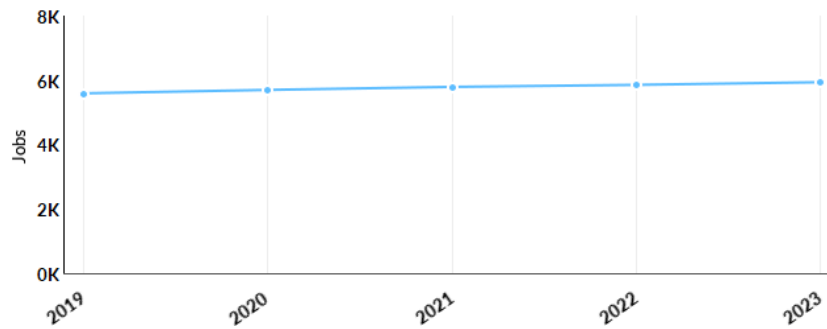
HPS 305431 NUAT in Western District

Occupation Summary for HPS 305431 NUAT

5,586 Jobs (2019) 20% above National average	6.2% % Change (2019-2023) Nation: 8.8%	\$11.52/hr Median Hourly Earnings Nation: \$11.19/hr
---	---	---

Growth

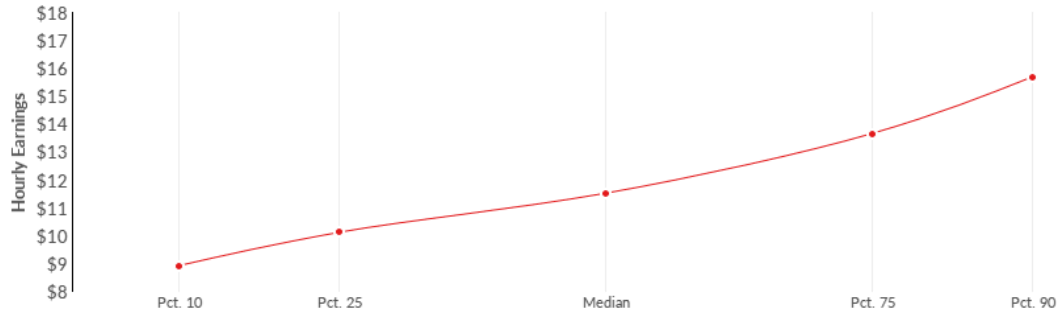
5,586 2019 Jobs	5,931 2023 Jobs	345 Change (2019-2023)	6.2% % Change (2019-2023)
---------------------------	---------------------------	----------------------------------	-------------------------------------



Occupation	2019 Jobs	2023 Jobs	Change	% Change
Home Health Aides (31-1011)	288	336	48	17%
Psychiatric Aides (31-1013)	34	36	2	6%
Nursing Assistants (31-1014)	2,378	2,474	96	4%
Orderlies (31-1015)	25	28	3	12%
Personal Care Aides (39-9021)	2,861	3,058	197	7%

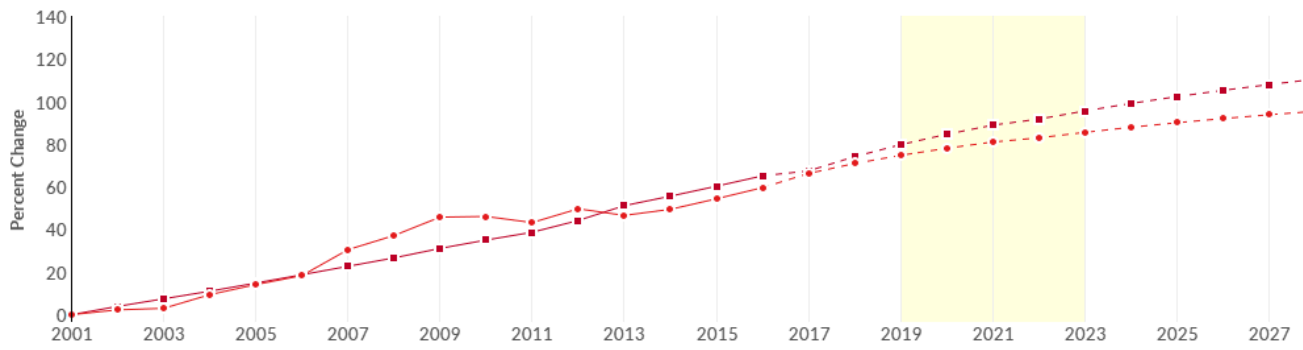
Percentile Earnings

\$10.11/hr 25th Percentile Earnings	\$11.52/hr Median Earnings	\$13.66/hr 75th Percentile Earnings
---	--------------------------------------	---



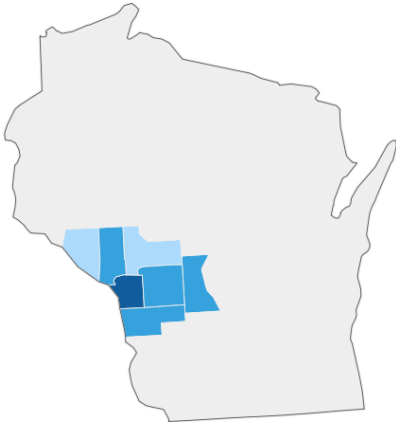
Occupation	25th Percentile Earnings	Median Earnings	75th Percentile Earnings
Home Health Aides (31-1011)	\$9.32	\$10.78	\$13.28
Psychiatric Aides (31-1013)	\$13.08	\$15.16	\$17.26
Nursing Assistants (31-1014)	\$11.87	\$13.48	\$15.19
Orderlies (31-1015)	\$11.38	\$13.25	\$15.56
Personal Care Aides (39-9021)	\$9.32	\$10.38	\$11.41

Regional Trends



	Region	2019 Jobs	2023 Jobs	Change	% Change
●	Region	5,586	5,931	345	6.2%
●	Nation	4,964,189	5,401,529	437,340	8.8%

Regional Breakdown



County	2023 Jobs
La Crosse County, WI	3,398
Monroe County, WI	614
Vernon County, WI	550
Juneau County, WI	489
Trempealeau County, WI	434








Occupation Gender Breakdown



	Gender	2017 Jobs	2017 Percent
●	Males	744	14.0% 
●	Females	4,570	86.0% 

Occupation Age Breakdown



	Age	2017 Jobs	2017 Percent
•	14-18	89	1.7% 
•	19-24	1,024	19.3% 
•	25-34	1,100	20.7% 
•	35-44	829	15.6% 
•	45-54	978	18.4% 
•	55-64	952	17.9% 
•	65+	344	6.5% 

Occupation Race/Ethnicity Breakdown



	Race/Ethnicity	2017 Jobs	2017 Percent
•	White	4,683	88.1% 
•	Asian	219	4.1% 
•	Black or African American	203	3.8% 
•	Hispanic or Latino	119	2.2% 
•	Two or More Races	57	1.1% 
•	American Indian or Alaska Native	33	0.6% 
•	Native Hawaiian or Other Pacific Islander	1	0.0% 

Occupational Programs

2 Programs (2016)		403 Completions (2016)	860 Openings (2016)
CIP Code	Program	Completions (2016)	
51.3902	Nursing Assistant/Aide and Patient Care Assistant/Aide	386	
51.1502	Psychiatric/Mental Health Services Technician	17	

Industries Employing HPS 305431 NUAT

Industry	Occupation Group Jobs in Industry (2017)	% of Occupation Group in Industry (2017)	% of Total Jobs in Industry (2017)
Nursing Care Facilities (Skilled Nursing Facilities)	999	18.8%	48.9%
Services for the Elderly and Persons with Disabilities	984	18.5%	82.0%
General Medical and Surgical Hospitals	932	17.5%	9.3%
Residential Intellectual and Developmental Disability Facilities	595	11.2%	73.5%
Assisted Living Facilities for the Elderly	374	7.0%	55.2%

Appendix A - Data Sources and Calculations

Location Quotient

Location quotient (LQ) is a way of quantifying how concentrated a particular industry, cluster, occupation, or demographic group is in a region as compared to the nation. It can reveal what makes a particular region unique in comparison to the national average.

Occupation Data

Emsi occupation employment data are based on final Emsi industry data and final Emsi staffing patterns. Wage estimates are based on Occupational Employment Statistics (QCEW and Non-QCEW Employees classes of worker) and the American Community Survey (Self-Employed and Extended Proprietors). Occupational wage estimates also affected by county-level Emsi earnings by industry.

Institution Data

The institution data in this report is taken directly from the national IPEDS database published by the U.S. Department of Education's National Center for Education Statistics.

State Data Sources

This report uses state data from the following agencies: Illinois Department of Employment Security, Employment Projections; Iowa Workforce Development; Michigan Department of Labor and Economic Growth, Bureau of Labor Market Information and Strategic Initiatives; Minnesota Department of Employment and Economic Development; Wisconsin Department of Workforce Development, Bureau of Workforce Information