

Nursing Occupation Overview

Emsi Q1 2018 Data Set

March 2018

Western Technical College



400 Seventh Street
La Crosse, Wisconsin 54601
608.785.9200

Parameters

Occupations

Code	Description
29-1141	Registered Nurses

Regions

Code	Description
55011	Buffalo County, WI
55053	Jackson County, WI
55057	Juneau County, WI
55063	La Crosse County, WI
55081	Monroe County, WI
55121	Trempealeau County, WI
55123	Vernon County, WI

Timeframe

2019 - 2023

Datarun

2018.1 – QCEW Employees, Non-QCEW Employees, and Self-Employed

HPS 105431 NUAD in Western District

Registered Nurses (SOC 29-1141): Assess patient health problems and needs, develop and implement nursing care plans, and maintain medical records. Administer nursing care to ill, injured, convalescent, or disabled patients. May advise patients on health maintenance and disease prevention or provide case management. Licensing or registration required. Includes Clinical Nurse Specialists. Excludes “Nurse Anesthetists” (29-1151), “Nurse Midwives” (29-1161), and “Nurse Practitioners” (29-1171).

Sample of Reported Job Titles: Registered Nurse (RN) Public Health Nurse (PHN) Staff Nurse Progressive Care Unit Registered Nurse Psychiatric Clinical Nurse Specialist Advanced Practice Psychiatric Nurse Intensive Care Unit Nurse Critical Care Registered Nurse (CCRN) Pediatric Clinical Nurse Specialist Clinical Nurse Specialist

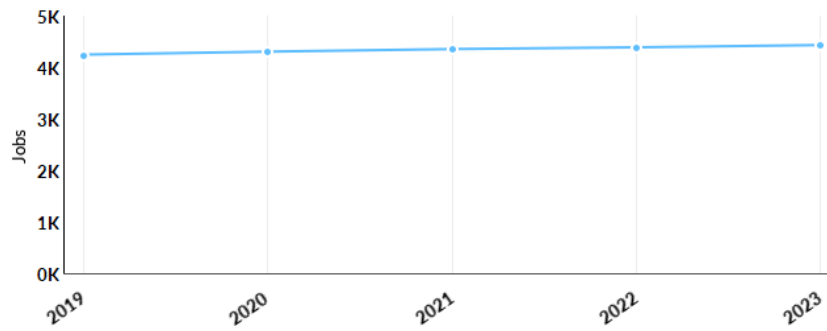
Related O*NET Occupations: Registered Nurses (29-1141.00) Acute Care Nurses (29-1141.01) Advanced Practice Psychiatric Nurses (29-1141.02) Critical Care Nurses (29-1141.03) Clinical Nurse Specialists (29-1141.04)

Occupation Summary for HPS 105431 NUAD

4,243 Jobs (2019) 47% above National average	4.4% % Change (2019-2023) Nation: 6.0%	\$32.01/hr Median Hourly Earnings Nation: \$32.82/hr
---	---	---

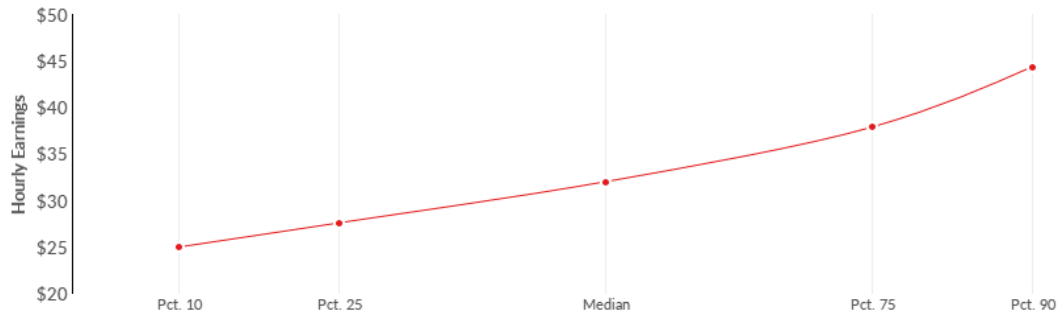
Growth for Registered Nurses (29-1141)

4,243 2019 Jobs	4,428 2023 Jobs	185 Change (2019-2023)	4.4% % Change (2019-2023)
---------------------------	---------------------------	----------------------------------	-------------------------------------

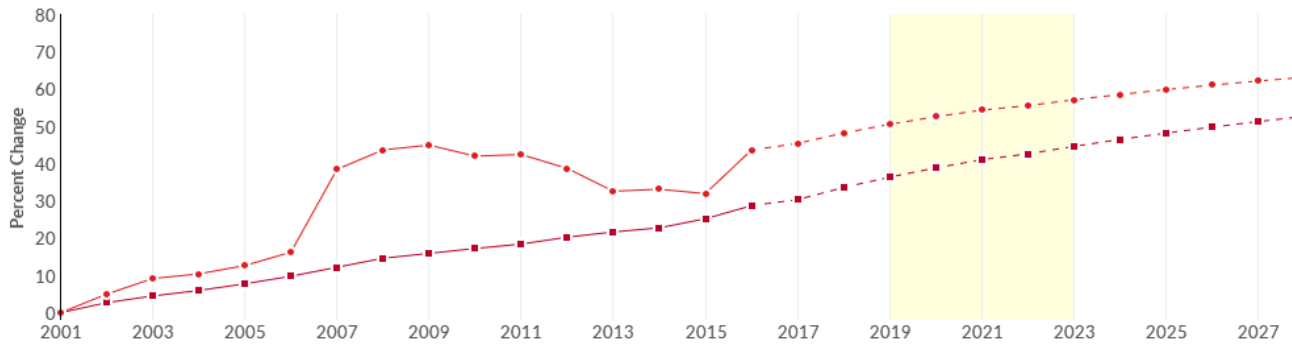


Percentile Earnings for Registered Nurses (29-1141)

\$27.58/hr 25th Percentile Earnings	\$32.01/hr Median Earnings	\$37.89/hr 75th Percentile Earnings
---	--------------------------------------	---

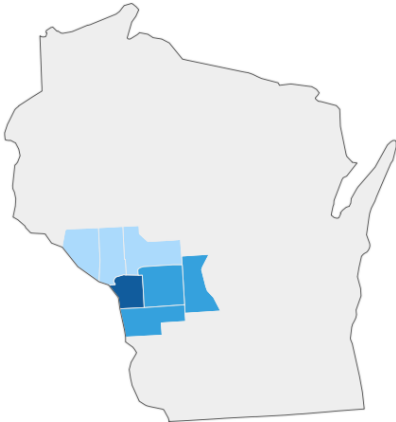


Regional Trends



	Region	2019 Jobs	2023 Jobs	Change	% Change
●	Region	4,243	4,428	185	4.4%
●	Nation	3,090,282	3,277,006	186,724	6.0%



Regional Breakdown



County	2023 Jobs
La Crosse County, WI	3,280
Monroe County, WI	379
Vernon County, WI	226
Juneau County, WI	197
Jackson County, WI	166

Occupation Gender Breakdown



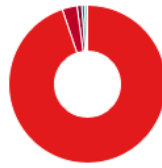
	Gender	2017 Jobs	2017 Percent
●	Males	353	8.6% 
●	Females	3,746	91.4% 




Occupation Age Breakdown



	Age	2017 Jobs	2017 Percent
●	14-18	0	0.0%
●	19-24	137	3.3% █
●	25-34	851	20.8% █
●	35-44	945	23.0% █
●	45-54	1,009	24.6% █
●	55-64	1,018	24.8% █
●	65+	139	3.4% █

Occupation Race/Ethnicity Breakdown



	Race/Ethnicity	2017 Jobs	2017 Percent
●	White	3,885	94.8% 
●	Asian	125	3.1% 
●	Black or African American	39	0.9% 
●	Hispanic or Latino	26	0.6% 
●	Two or More Races	16	0.4% 
●	American Indian or Alaska Native	7	0.2% 
●	Native Hawaiian or Other Pacific Islander	0	0.0% 

Occupational Programs

6 Programs (2016)		295 Completions (2016)	259 Openings (2016)
CIP Code	Program	Completions (2016)	
51.3801	Registered Nursing/Registered Nurse	275	
51.3805	Family Practice Nurse/Nursing	14	
51.3818	Nursing Practice	5	
51.3803	Adult Health Nurse/Nursing	1	
51.3820	Clinical Nurse Leader	0	

National Educational Attainment



	Education Level	2017 Percent
•	Less than high school diploma	0.3%
•	High school diploma or equivalent	1.0%
•	Some college, no degree	5.0% ■
•	Associate's degree	33.0% ■■
•	Bachelor's degree	49.6% ■■■■
•	Master's degree	9.2% ■■
•	Doctoral or professional degree	1.8%

Industries Employing HPS 105431 NUAD

Industry	Occupation Jobs in Industry (2017)	% of Occupation in Industry (2017)	% of Total Jobs in Industry (2017)
General Medical and Surgical Hospitals	3,203	78.1%	32.0%
Offices of Physicians (except Mental Health Specialists)	171	4.2%	8.7%
Nursing Care Facilities (Skilled Nursing Facilities)	164	4.0%	8.0%
Federal Government, Civilian, Excluding Postal Service	154	3.8%	4.9%
Local Government, Excluding Education and Hospitals	52	1.3%	0.7%

Appendix A - Data Sources and Calculations

Location Quotient

Location quotient (LQ) is a way of quantifying how concentrated a particular industry, cluster, occupation, or demographic group is in a region as compared to the nation. It can reveal what makes a particular region unique in comparison to the national average.

Occupation Data

Emsi occupation employment data are based on final Emsi industry data and final Emsi staffing patterns. Wage estimates are based on Occupational Employment Statistics (QCEW and Non-QCEW Employees classes of worker) and the American Community Survey (Self-Employed and Extended Proprietors). Occupational wage estimates also affected by county-level Emsi earnings by industry.

Institution Data

The institution data in this report is taken directly from the national IPEDS database published by the U.S. Department of Education's National Center for Education Statistics.

State Data Sources

This report uses state data from the following agencies: Illinois Department of Employment Security, Employment Projections; Iowa Workforce Development; Michigan Department of Labor and Economic Growth, Bureau of Labor Market Information and Strategic Initiatives; Minnesota Department of Employment and Economic Development; Wisconsin Department of Workforce Development, Bureau of Workforce Information