

Paramedic Technician Occupation Overview

Emsi Q1 2018 Data Set

March 2018

Western Technical College



400 Seventh Street
La Crosse, Wisconsin 54601
608.785.9200

Parameters

Occupations

Code	Description
29-2041	Emergency Medical Technicians and Paramedics

Regions

Code	Description
55011	Buffalo County, WI
55053	Jackson County, WI
55057	Juneau County, WI
55063	La Crosse County, WI
55081	Monroe County, WI
55121	Trempealeau County, WI
55123	Vernon County, WI

Timeframe

2019 - 2023

Datarun

2018.1 – QCEW Employees, Non-QCEW Employees, and Self-Employed

HPS 105311 PTAC in Western District

Emergency Medical Technicians and Paramedics (SOC 29-2041): Assess injuries, administer emergency medical care, and extricate trapped individuals. Transport injured or sick persons to medical facilities.

Sample of Reported Job Titles: Paramedic Flight Paramedic Emergency Medical Technician, Basic (EMT, B) Emergency Medical Technician (EMT) Multi Care Technician (Multi Care Tech) First Responder EMT/Dispatcher (Emergency Medical Technician/Dispatcher) EMT, Paramedic (Emergency Medical Technician, Paramedic) EMT Intermediate (Emergency Medical Technician, Intermediate) Emergency Medical Technician/Driver (EMT/DRIVER)

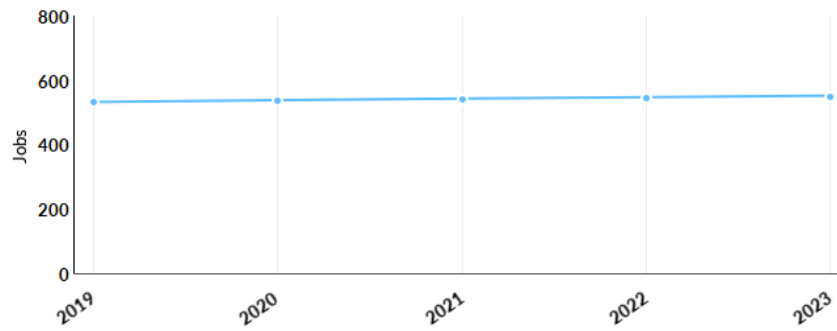
Related O*NET Occupation: Emergency Medical Technicians and Paramedics (29-2041.00)

Occupation Summary for HPS 105311 PTAC

532 Jobs (2019) 117% above National average	3.6% % Change (2019-2023) Nation: 8.0%	\$12.21/hr Median Hourly Earnings Nation: \$15.71/hr
--	---	---

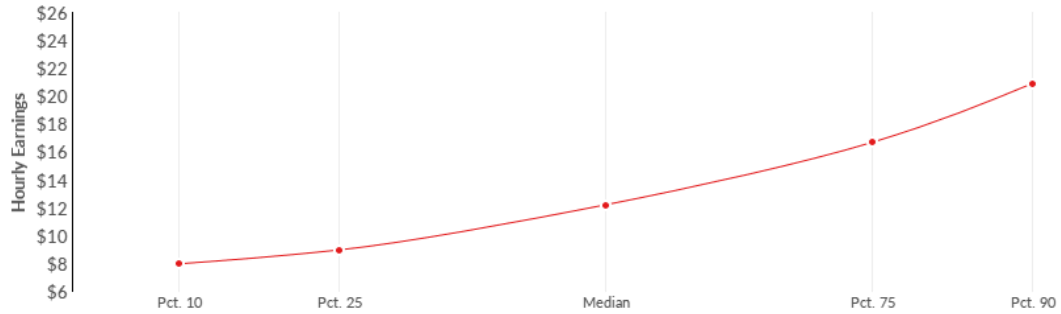
Growth for Emergency Medical Technicians and Paramedics (29-2041)

532 2019 Jobs	551 2023 Jobs	19 Change (2019-2023)	3.6% % Change (2019-2023)
-------------------------	-------------------------	---------------------------------	-------------------------------------

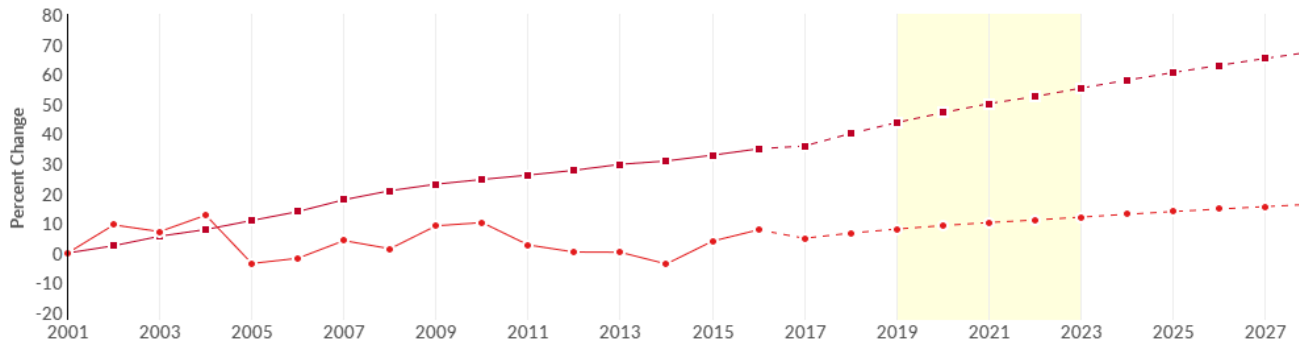


Percentile Earnings for Emergency Medical Technicians and Paramedics (29-2041)

\$8.96/hr 25th Percentile Earnings	\$12.21/hr Median Earnings	\$16.69/hr 75th Percentile Earnings
--	--------------------------------------	---

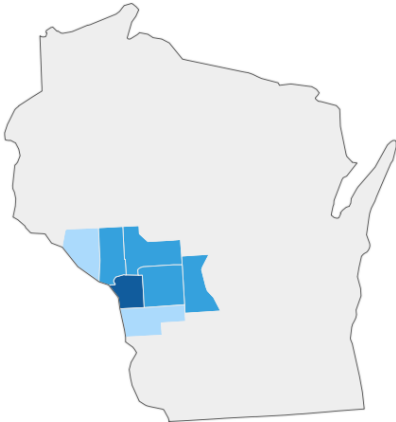


Regional Trends



	Region	2019 Jobs	2023 Jobs	Change	% Change
●	Region	532	551	19	3.6%
●	Nation	261,661	282,678	21,017	8.0%

Regional Breakdown



County	2023 Jobs
La Crosse County, WI	239
Juneau County, WI	73
Monroe County, WI	66
Trempealeau County, WI	66
Jackson County, WI	57

Occupation Gender Breakdown



	Gender	2017 Jobs	2017 Percent	
●	Males	306	59.2%	
●	Females	210	40.8%	

Occupation Age Breakdown



	Age	2017 Jobs	2017 Percent
●	14-18	2	0.5%
●	19-24	77	15.0% █
●	25-34	169	32.7% █
●	35-44	125	24.2% █
●	45-54	90	17.4% █
●	55-64	44	8.6% █
●	65+	9	1.7% █

Occupation Race/Ethnicity Breakdown



	Race/Ethnicity	2017 Jobs	2017 Percent
•	White	485	93.8% 
•	Hispanic or Latino	9	1.7% 
•	Black or African American	8	1.6% 
•	American Indian or Alaska Native	8	1.5% 
•	Two or More Races	4	0.8% 
•	Asian	3	0.5% 
•	Native Hawaiian or Other Pacific Islander	0	0.0% 

Occupational Programs

1 Programs (2016)	59 Completions (2016)	34 Openings (2016)
CIP Code	Program	Completions (2016)
51.0904	Emergency Medical Technology/Technician (EMT Paramedic)	59

National Educational Attainment



	Education Level	2017 Percent
•	Less than high school diploma	0.8%
•	High school diploma or equivalent	12.2% █
•	Some college, no degree	44.4% ██████████
•	Associate's degree	22.2% ██████
•	Bachelor's degree	17.4% ██████
•	Master's degree	2.5% █
•	Doctoral or professional degree	0.5%

Industries Employing HPS 105311 PTAC

Industry	Occupation Jobs in Industry (2017)	% of Occupation in Industry (2017)	% of Total Jobs in Industry (2017)
Local Government, Excluding Education and Hospitals	252	48.9%	3.2%
General Medical and Surgical Hospitals	142	27.5%	1.4%
Ambulance Services	104	20.1%	82.5%
Offices of Physicians (except Mental Health Specialists)	<10	0.6%	0.2%
State Government, Excluding Education and Hospitals	<10	0.5%	0.1%

Appendix A - Data Sources and Calculations

Location Quotient

Location quotient (LQ) is a way of quantifying how concentrated a particular industry, cluster, occupation, or demographic group is in a region as compared to the nation. It can reveal what makes a particular region unique in comparison to the national average.

Occupation Data

Emsi occupation employment data are based on final Emsi industry data and final Emsi staffing patterns. Wage estimates are based on Occupational Employment Statistics (QCEW and Non-QCEW Employees classes of worker) and the American Community Survey (Self-Employed and Extended Proprietors). Occupational wage estimates also affected by county-level Emsi earnings by industry.

Institution Data

The institution data in this report is taken directly from the national IPEDS database published by the U.S. Department of Education's National Center for Education Statistics.

State Data Sources

This report uses state data from the following agencies: Illinois Department of Employment Security, Employment Projections; Iowa Workforce Development; Michigan Department of Labor and Economic Growth, Bureau of Labor Market Information and Strategic Initiatives; Minnesota Department of Employment and Economic Development; Wisconsin Department of Workforce Development, Bureau of Workforce Information