

Practical Nursing Occupation Overview

Emsi Q1 2018 Data Set

March 2018

Western Technical College



400 Seventh Street
La Crosse, Wisconsin 54601
608.785.9200

Parameters

Occupations

Code	Description
29-2061	Licensed Practical and Licensed Vocational Nurses

Regions

Code	Description
55011	Buffalo County, WI
55053	Jackson County, WI
55057	Juneau County, WI
55063	La Crosse County, WI
55081	Monroe County, WI
55121	Trempealeau County, WI
55123	Vernon County, WI

Timeframe

2019 - 2023

Datarun

2018.1 – QCEW Employees, Non-QCEW Employees, and Self-Employed

HPS 315431 PRNU in Western District

Licensed Practical and Licensed Vocational Nurses (SOC 29-2061):Care for ill, injured, or convalescing patients or persons with disabilities in hospitals, nursing homes, clinics, private homes, group homes, and similar institutions. May work under the supervision of a registered nurse. Licensing required.

Sample of Reported Job Titles: Licensed Vocational Nurse (LVN)Triage Licensed Practical Nurse (TRIAGE LPN)Pediatric Licensed Practical Nurse (PEDIATRIC LPN)Licensed Practical Nurse (LPN)Private Duty NurseOffice NurseLicensed Practical Nurse, Clinic Nurse (LPN, Clinic Nurse)Clinic NurseClinic Licensed Practical Nurse (CLINIC LPN)Charge Nurse

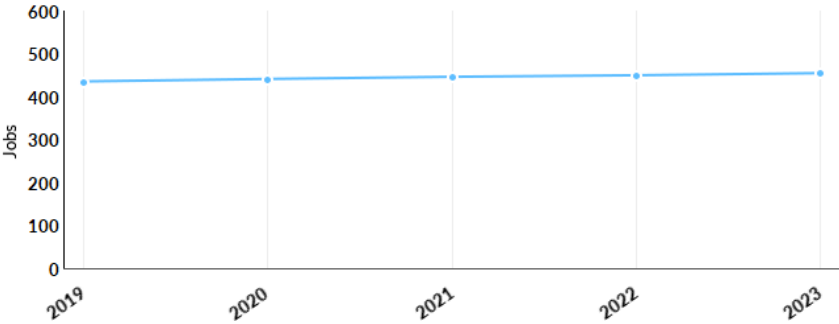
Related O*NET Occupation: Licensed Practical and Licensed Vocational Nurses (29-2061.00)

Occupation Summary for HPS 315431 PRNU

435 Jobs (2019) 39% below National average	4.4% % Change (2019-2023) Nation: 5.9%	\$19.60/hr Median Hourly Earnings Nation: \$21.12/hr
---	---	---

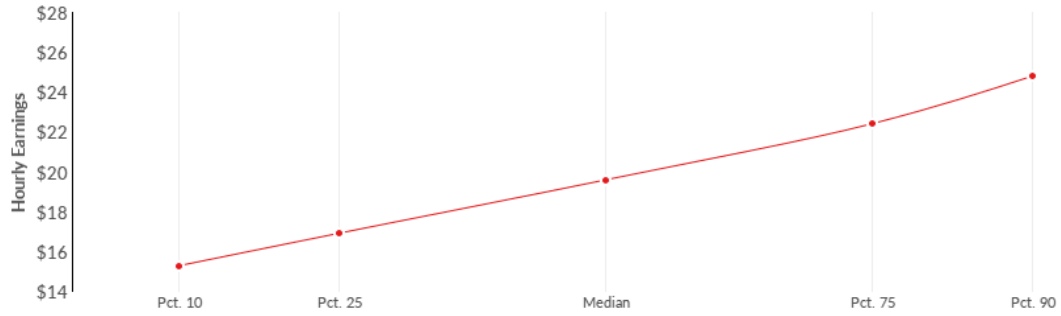
Growth for Licensed Practical and Licensed Vocational Nurses (29-2061)

435 2019 Jobs	454 2023 Jobs	19 Change (2019-2023)	4.4% % Change (2019-2023)
-------------------------	-------------------------	---------------------------------	-------------------------------------

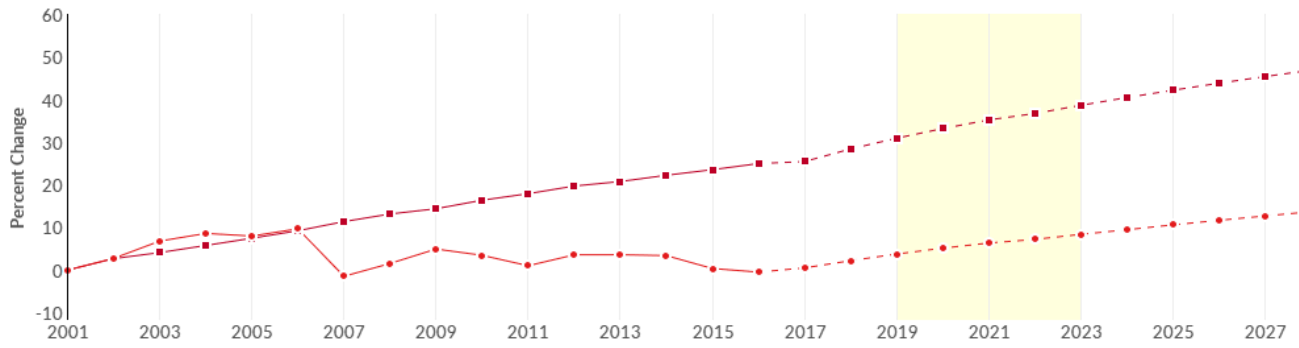


Percentile Earnings for Licensed Practical and Licensed Vocational Nurses (29-2061)

\$16.91/hr 25th Percentile Earnings	\$19.60/hr Median Earnings	\$22.42/hr 75th Percentile Earnings
---	--------------------------------------	---

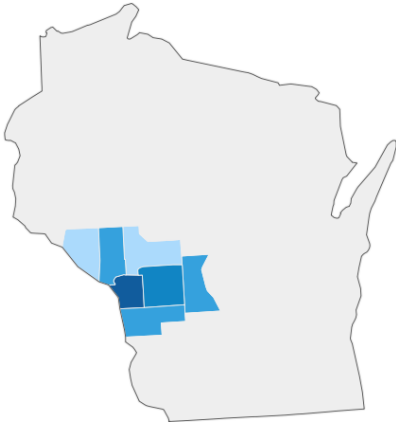


Regional Trends



	Region	2019 Jobs	2023 Jobs	Change	% Change
●	Region	435	454	19	4.4%
●	Nation	768,270	813,563	45,293	5.9%


Regional Breakdown



County	2023 Jobs
La Crosse County, WI	200
Monroe County, WI	72
Vernon County, WI	48
Trempealeau County, WI	46
Juneau County, WI	45

Occupation Gender Breakdown



	Gender	2017 Jobs	2017 Percent
●	Males	30	7.1% 
●	Females	392	92.9% 

Occupation Age Breakdown



	Age	2017 Jobs	2017 Percent
●	14-18	1	0.2%
●	19-24	34	8.0% █
●	25-34	84	19.8% █
●	35-44	81	19.3% █
●	45-54	97	23.0% █
●	55-64	104	24.7% █
●	65+	21	5.0% █

Occupation Race/Ethnicity Breakdown

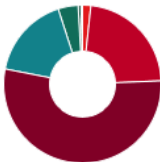


	Race/Ethnicity	2017 Jobs	2017 Percent
•	White	389	92.3%
•	Black or African American	16	3.9%
•	Asian	6	1.5%
•	Hispanic or Latino	6	1.3%
•	Two or More Races	3	0.6%
•	American Indian or Alaska Native	2	0.4%
•	Native Hawaiian or Other Pacific Islander	0	0.0%

Occupational Programs

1 Programs (2016)	88 Completions (2016)	34 Openings (2016)
CIP Code	Program	Completions (2016)
51.3901	Licensed Practical/Vocational Nurse Training	88

National Educational Attainment



	Education Level	2017 Percent
•	Less than high school diploma	1.7%
•	High school diploma or equivalent	22.6%
•	Some college, no degree	53.8%
•	Associate's degree	16.9%
•	Bachelor's degree	4.1%
•	Master's degree	0.6%
•	Doctoral or professional degree	0.3%

Industries Employing HPS 315431 PRNU

Industry	Occupation Jobs in Industry (2017)	% of Occupation in Industry (2017)	% of Total Jobs in Industry (2017)
Nursing Care Facilities (Skilled Nursing Facilities)	141	33.5%	6.9%
General Medical and Surgical Hospitals	85	20.3%	0.8%
Offices of Physicians (except Mental Health Specialists)	45	10.8%	2.3%
Federal Government, Civilian, Excluding Postal Service	30	7.1%	1.0%
Assisted Living Facilities for the Elderly	18	4.4%	2.7%

Appendix A - Data Sources and Calculations

Location Quotient

Location quotient (LQ) is a way of quantifying how concentrated a particular industry, cluster, occupation, or demographic group is in a region as compared to the nation. It can reveal what makes a particular region unique in comparison to the national average.

Occupation Data

Emsi occupation employment data are based on final Emsi industry data and final Emsi staffing patterns. Wage estimates are based on Occupational Employment Statistics (QCEW and Non-QCEW Employees classes of worker) and the American Community Survey (Self-Employed and Extended Proprietors). Occupational wage estimates also affected by county-level Emsi earnings by industry.

Institution Data

The institution data in this report is taken directly from the national IPEDS database published by the U.S. Department of Education's National Center for Education Statistics.

State Data Sources

This report uses state data from the following agencies: Illinois Department of Employment Security, Employment Projections; Iowa Workforce Development; Michigan Department of Labor and Economic Growth, Bureau of Labor Market Information and Strategic Initiatives; Minnesota Department of Employment and Economic Development; Wisconsin Department of Workforce Development, Bureau of Workforce Information