

Occupation Overview

Emsi Q1 2019 Data Set

March 2019

Western Technical College



400 Seventh Street
La Crosse, Wisconsin 54601
608.785.9200

Parameters

Occupations

Code	Description
29-2041	Emergency Medical Technicians and Paramedics

Regions

Code	Description
55011	Buffalo County, WI
55023	Crawford County, WI
55053	Jackson County, WI
55057	Juneau County, WI
55063	La Crosse County, WI
55081	Monroe County, WI
55121	Trempealeau County, WI
55123	Vernon County, WI

Timeframe

2019 - 2025

Datarun

2019.1 – Employees

EMT Basic - March 2019 in Western Technical College District

Emergency Medical Technicians and Paramedics (SOC 29-2041): Assess injuries, administer emergency medical care, and extricate trapped individuals. Transport injured or sick persons to medical facilities.

Sample of Reported Job Titles: Paramedic Flight Paramedic Emergency Medical Technician, Basic (EMT, B) Emergency Medical Technician (EMT) Multi Care Technician (Multi Care Tech) First Responder EMT/Dispatcher (Emergency Medical Technician/Dispatcher) EMT, Paramedic (Emergency Medical Technician, Paramedic) EMT Intermediate (Emergency Medical Technician, Intermediate) Emergency Medical Technician/Driver (EMT/DRIVER)

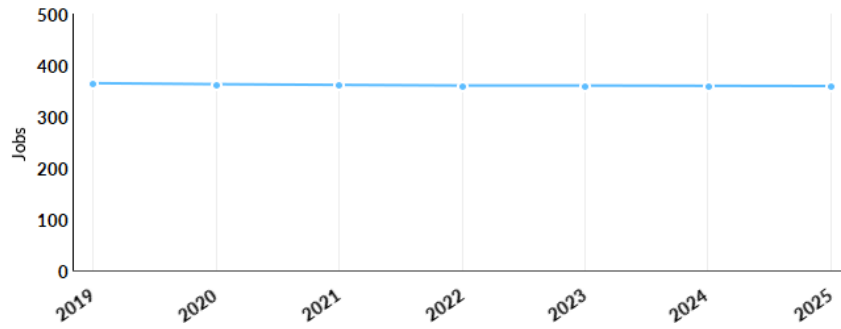
Related O*NET Occupation: Emergency Medical Technicians and Paramedics (29-2041.00)

Occupation Summary for EMT Basic - March 2019

364 Jobs (2019) 38% above National average	-1.4% % Change (2019-2025) Nation: 9.1%	\$10.69/hr Median Hourly Earnings Nation: \$16.05/hr
---	--	---

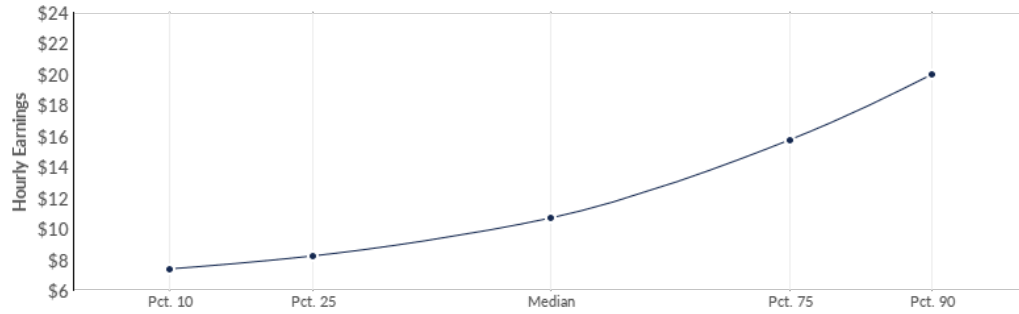
Growth for Emergency Medical Technicians and Paramedics (29-2041)

364 2019 Jobs	359 2025 Jobs	-5 Change (2019-2025)	-1.4% % Change (2019-2025)
-------------------------	-------------------------	---------------------------------	--------------------------------------

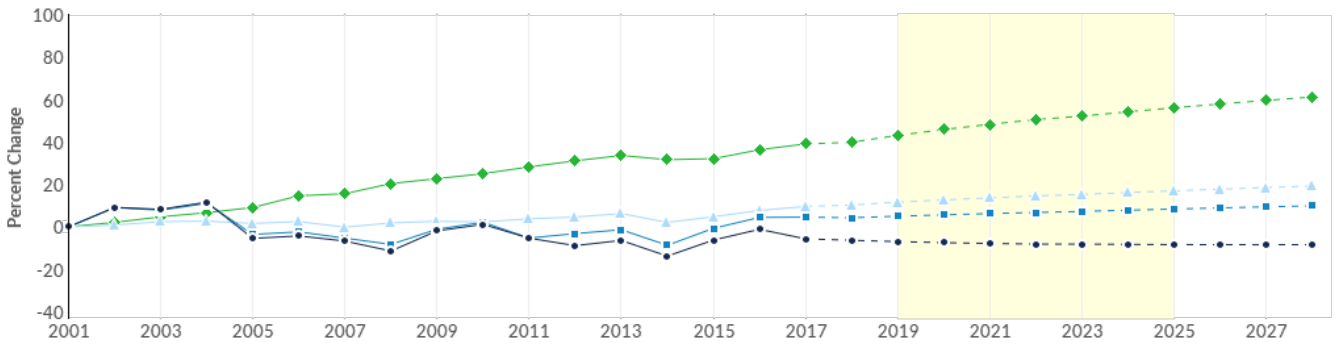


Percentile Earnings for Emergency Medical Technicians and Paramedics (29-2041)

\$8.23/hr 25th Percentile Earnings	\$10.69/hr Median Earnings	\$15.74/hr 75th Percentile Earnings
--	--------------------------------------	---

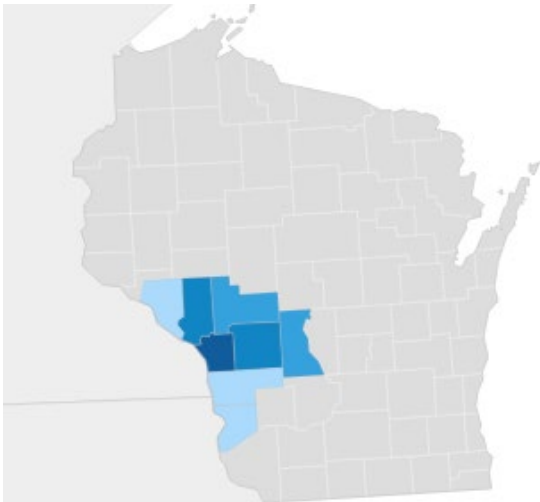


Regional Trends




	Region	2019 Jobs	2025 Jobs	Change	% Change
●	Region	364	359	-5	-1.4%
●	7 Rivers Region	487	503	16	3.3%
●	State	6,434	6,742	308	4.8%
●	Nation	270,689	295,333	24,644	9.1%

Regional Breakdown



County	2025 Jobs
La Crosse County, WI	85
Monroe County, WI	60
Trempealeau County, WI	54
Jackson County, WI	48
Juneau County, WI	48

Job Postings Summary

<p>12</p> <p>Unique Postings</p> <p>30 Total Postings</p>	<p>3 : 1</p> <p>Posting Intensity</p> <p>Regional Average: 7 : 1</p> 	<p>41 days</p> <p>Median Posting Duration</p> <p>Regional Average: 37 days</p>
---	---	--

There were **30** total job postings for your selection in January 2019, of which **12** were unique. These numbers give us a Posting Intensity of **3-to-1**, meaning that for every 3 postings there is 1 unique job posting. This is lower than the Posting Intensity for all other occupations and companies in the region (7-to-1), indicating that they may not be trying as hard to hire for this position.

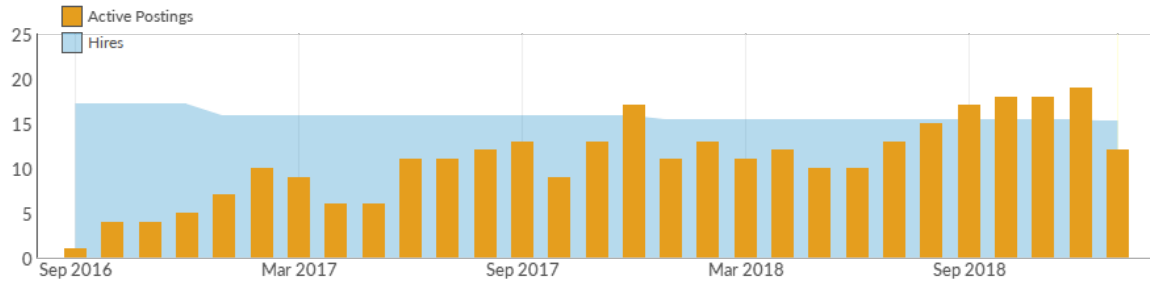
Job Postings vs. Hires

12

Avg. Monthly Postings (Jan 2019)

15

Avg. Monthly Hires (Jan 2019)



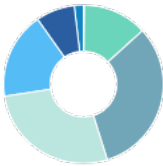
Occupation	Avg Monthly Postings (Jan 2019)	Avg Monthly Hires (Jan 2019)
Emergency Medical Technicians and Paramedics	12	15

Occupation Gender Breakdown



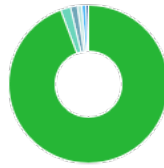
	Gender	2018 Jobs	2018 Percent	
•	Males	211	57.4%	
•	Females	156	42.6%	








Occupation Age Breakdown



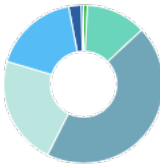
	Age	2018 Jobs	2018 Percent
●	14-18	1	0.2%
●	19-24	48	13.0% █
●	25-34	117	32.0% █
●	35-44	100	27.4% █
●	45-54	65	17.7% █
●	55-64	29	7.9% █
●	65+	7	1.9% █

Occupation Race/Ethnicity Breakdown



	Race/Ethnicity	2018 Jobs	2018 Percent
●	White	346	94.3% 
●	Hispanic or Latino	7	2.0% 
●	American Indian or Alaska Native	5	1.4% 
●	Two or More Races	3	0.9% 
●	Black or African American	3	0.8% 
●	Asian	2	0.5% 
●	Native Hawaiian or Other Pacific Islander	0	0.0% 

National Educational Attainment



	Education Level	2018 Percent
●	Less than high school diploma	0.8%
●	High school diploma or equivalent	12.2% ■
●	Some college, no degree	44.4% ■■■■■
●	Associate's degree	22.2% ■■■
●	Bachelor's degree	17.4% ■■■
●	Master's degree	2.5%
●	Doctoral or professional degree	0.5%

Occupational Programs

1 Programs (2017)	71 Completions (2017)	27 Openings (2017)
CIP Code	Program	Completions (2017)
51.0904	Emergency Medical Technology/Technician (EMT Paramedic)	71

Industries Employing EMT Basic - March 2019

Industry	Occupation Jobs in Industry (2018)	% of Occupation in Industry (2018)	% of Total Jobs in Industry (2018)
Local Government, Excluding Education and Hospitals	168	45.7%	2.1%
Ambulance Services	89	24.2%	82.4%
General Medical and Surgical Hospitals	86	23.4%	0.8%
Federal Government, Military	<10	1.8%	0.6%
Packaging and Labeling Services	<10	1.2%	1.4%

Appendix A - Data Sources and Calculations

Location Quotient

Location quotient (LQ) is a way of quantifying how concentrated a particular industry, cluster, occupation, or demographic group is in a region as compared to the nation. It can reveal what makes a particular region unique in comparison to the national average.

Occupation Data

Emsi occupation employment data are based on final Emsi industry data and final Emsi staffing patterns. Wage estimates are based on Occupational Employment Statistics (QCEW and Non-QCEW Employees classes of worker) and the American Community Survey (Self-Employed and Extended Proprietors). Occupational wage estimates also affected by county-level Emsi earnings by industry.

Emsi Job Postings

Job postings are collected from various sources and processed/enriched to provide information such as standardized company name, occupation, skills, and geography.

Institution Data

The institution data in this report is taken directly from the national IPEDS database published by the U.S. Department of Education's National Center for Education Statistics.

State Data Sources

This report uses state data from the following agencies: Iowa Workforce Development; Minnesota Department of Employment and Economic Development; Wisconsin Department of Workforce Development, Bureau of Workforce Information