

# Occupation Overview

Emsi Q1 2019 Data Set

March 2019

## Western Technical College



400 Seventh Street  
La Crosse, Wisconsin 54601  
608.785.9200

# Parameters

## Occupations

---

Code	Description
25-2011	Preschool Teachers, Except Special Education
39-9011	Childcare Workers

---

## Regions

---

Code	Description
55011	Buffalo County, WI
55023	Crawford County, WI
55053	Jackson County, WI
55057	Juneau County, WI
55063	La Crosse County, WI
55081	Monroe County, WI
55121	Trempealeau County, WI
55123	Vernon County, WI

---

## Timeframe

2019 - 2025

## Datarun

2019.1 – Employees

# Early Childhood Education - March 2019 in Western Technical College District

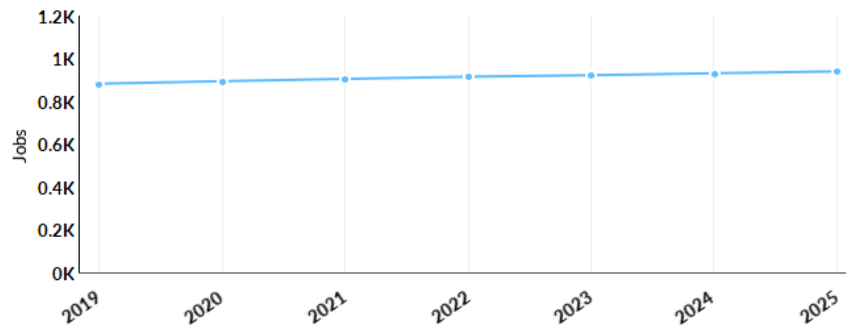
---

# Occupation Summary for Early Childhood Education - March 2019

<b>882</b> Jobs (2019) 28% below National average	<b>6.5%</b> % Change (2019-2025) Nation: 6.5%	<b>\$10.77/hr</b> Median Hourly Earnings Nation: \$11.69/hr
---	---	---

## Growth

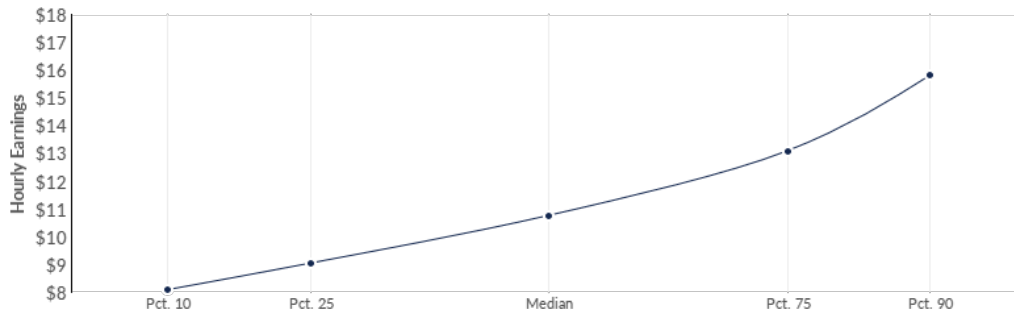
<b>882</b> 2019 Jobs	<b>939</b> 2025 Jobs	<b>57</b> Change (2019-2025)	<b>6.5%</b> % Change (2019-2025)
-------------------------	-------------------------	---------------------------------	-------------------------------------



Occupation	2019 Jobs	2025 Jobs	Change	% Change
Preschool Teachers, Except Special Education (25-2011)	533	565	32	6%
Childcare Workers (39-9011)	348	374	26	7%

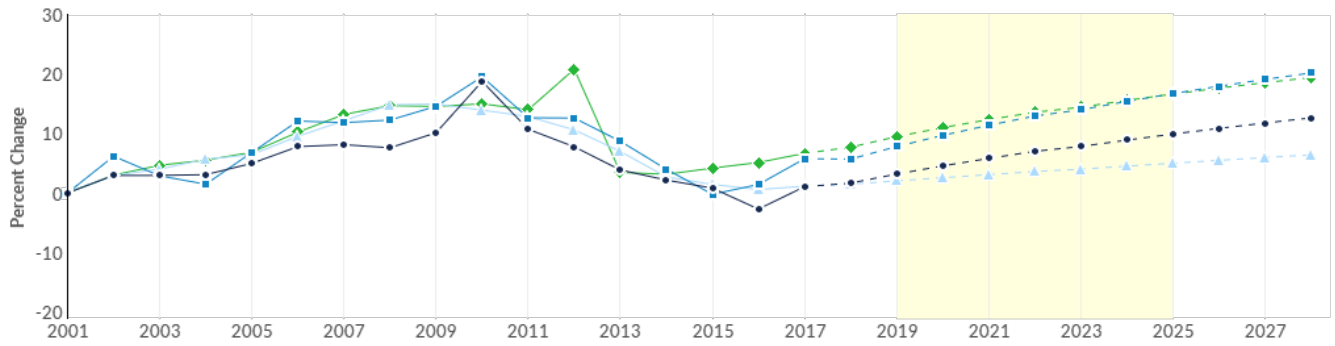
## Percentile Earnings

<b>\$9.05/hr</b> 25th Percentile Earnings	<b>\$10.77/hr</b> Median Earnings	<b>\$13.09/hr</b> 75th Percentile Earnings
--	--------------------------------------	---



Occupation	25th Percentile Earnings	Median Earnings	75th Percentile Earnings
Preschool Teachers, Except Special Education (25-2011)	\$9.28	\$11.41	\$13.81
Childcare Workers (39-9011)	\$8.82	\$10.13	\$11.89

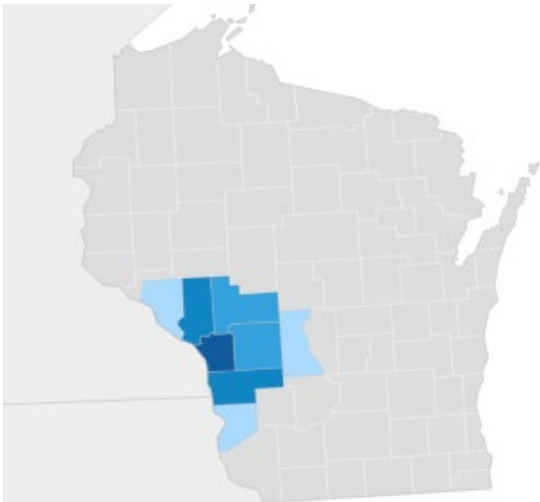
# Regional Trends



	Region	2019 Jobs	2025 Jobs	Change	% Change
●	Region	882	939	57	6.5%
■	7 Rivers Region	1,202	1,301	99	8.2%
▲	State	22,329	22,981	652	2.9%
◆	Nation	1,250,368	1,332,261	81,893	6.5%

# Regional Breakdown

---




---

County	2025 Jobs
La Crosse County, WI	549
Vernon County, WI	67
Trempealeau County, WI	66
Monroe County, WI	65
Jackson County, WI	62

---



## Job Postings Summary

<b>65</b> Unique Postings 205 Total Postings	<b>3 : 1</b> Posting Intensity Regional Average: 7 : 1 	<b>13 days</b> Median Posting Duration Regional Average: 37 days
--	--	--

There were **205** total job postings for your selection in January 2019, of which **65** were unique. These numbers give us a Posting Intensity of **3-to-1**, meaning that for every 3 postings there is 1 unique job posting. This is lower than the Posting Intensity for all other occupations and companies in the region (7-to-1), indicating that they may not be trying as hard to hire for this position.

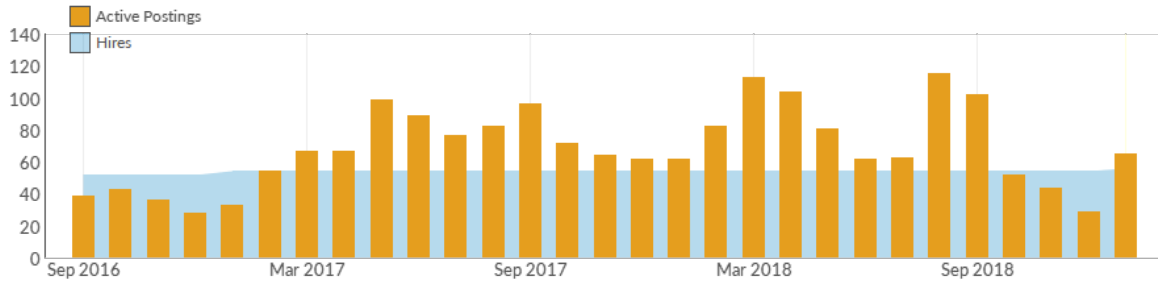
## Job Postings vs. Hires

**65**

**Avg. Monthly Postings (Jan 2019)**

**56**

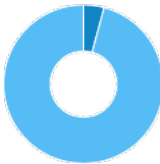
**Avg. Monthly Hires (Jan 2019)**



Occupation	Avg Monthly Postings (Jan 2019)	Avg Monthly Hires (Jan 2019)
Childcare Workers	42	22
Preschool Teachers, Except Special Education	23	33

# Occupation Gender Breakdown

---

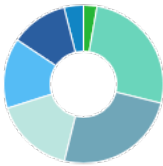


---

	Gender	2018 Jobs	2018 Percent
•	Males	36	4.2% ■
•	Females	832	95.8% ■■■■■

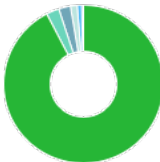
---

# Occupation Age Breakdown



	Age	2018 Jobs	2018 Percent
●	14-18	24	2.7%
●	19-24	227	26.1%
●	25-34	217	25.0%
●	35-44	141	16.2%
●	45-54	125	14.3%
●	55-64	101	11.6%
●	65+	34	3.9%

# Occupation Race/Ethnicity Breakdown



	Race/Ethnicity	2018 Jobs	2018 Percent
●	White	802	92.4%
●	Black or African American	23	2.6%
●	Hispanic or Latino	21	2.4%
●	Asian	12	1.4%
●	Two or More Races	8	0.9%
●	American Indian or Alaska Native	3	0.4%
●	Native Hawaiian or Other Pacific Islander	0	0.0%

## Occupational Programs

<b>2</b> Programs (2017)		<b>27</b> Completions (2017)	<b>114</b> Openings (2017)
CIP Code	Program	Completions (2017)	
13.1210	Early Childhood Education and Teaching	23	
13.0101	Education, General	4	

## Industries Employing Early Childhood Education - March 2019

Industry	Occupation Group Jobs in Industry (2018)	% of Occupation Group in Industry (2018)	% of Total Jobs in Industry (2018)
Child Day Care Services	385	44.3%	56.0%
Religious Organizations	140	16.1%	8.1%
Elementary and Secondary Schools (Local Government)	81	9.3%	1.1%
Civic and Social Organizations	62	7.1%	6.7%
Private Households	56	6.4%	35.0%

# Appendix A - Data Sources and Calculations

## Location Quotient

Location quotient (LQ) is a way of quantifying how concentrated a particular industry, cluster, occupation, or demographic group is in a region as compared to the nation. It can reveal what makes a particular region unique in comparison to the national average.

## Occupation Data

Emsi occupation employment data are based on final Emsi industry data and final Emsi staffing patterns. Wage estimates are based on Occupational Employment Statistics (QCEW and Non-QCEW Employees classes of worker) and the American Community Survey (Self-Employed and Extended Proprietors). Occupational wage estimates also affected by county-level Emsi earnings by industry.

## Emsi Job Postings

Job postings are collected from various sources and processed/enriched to provide information such as standardized company name, occupation, skills, and geography.

## Institution Data

The institution data in this report is taken directly from the national IPEDS database published by the U.S. Department of Education's National Center for Education Statistics.

## State Data Sources

This report uses state data from the following agencies: Iowa Workforce Development; Minnesota Department of Employment and Economic Development; Wisconsin Department of Workforce Development, Bureau of Workforce Information