

Occupation Overview

Emsi Q1 2019 Data Set

March 2019

Western Technical College



400 Seventh Street
La Crosse, Wisconsin 54601
608.785.9200

Parameters

Occupations

Code	Description
25-9041	Teacher Assistants

Regions

Code	Description
55011	Buffalo County, WI
55023	Crawford County, WI
55053	Jackson County, WI
55057	Juneau County, WI
55063	La Crosse County, WI
55081	Monroe County, WI
55121	Trempealeau County, WI
55123	Vernon County, WI

Timeframe

2019 - 2025

Datarun

2019.1 – Employees

Educational Assistant - March 2019 in Western Technical College District

Teacher Assistants (SOC 25-9041): Perform duties that are instructional in nature or deliver direct services to students or parents. Serve in a position for which a teacher has ultimate responsibility for the design and implementation of educational programs and services. Excludes 'Graduate Teaching Assistants' (25-1191).

Sample of Reported Job Titles: Teacher AideSpecial Education AideParaeducatorInstructional AideTeacher AssistantSpecial Education ParaprofessionalParaprofessionalInstructional AssistantClassroom AideTeaching Assistant

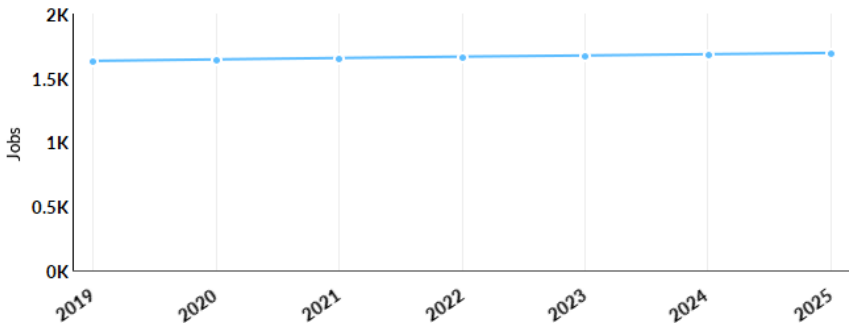
Related O*NET Occupation: Teacher Assistants (25-9041.00)

Occupation Summary for Educational Assistant - March 2019

1,631 Jobs (2019) 21% above National average	3.9% % Change (2019-2025) Nation: 6.1%	\$12.56/hr Median Hourly Earnings Nation: \$12.63/hr
---	---	---

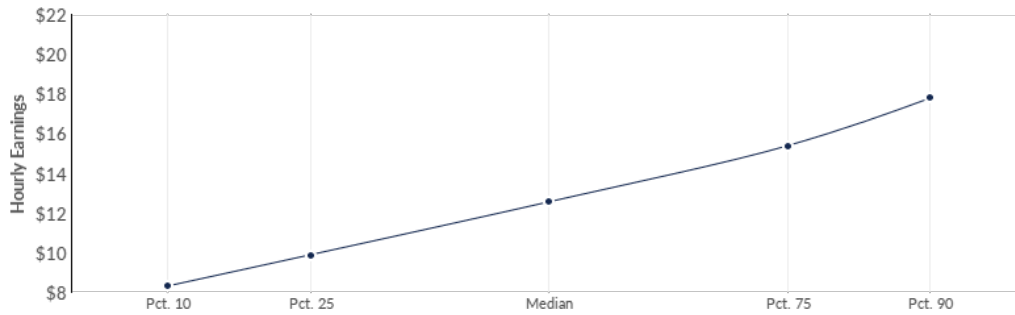
Growth for Teacher Assistants (25-9041)

1,631 2019 Jobs	1,694 2025 Jobs	63 Change (2019-2025)	3.9% % Change (2019-2025)
---------------------------	---------------------------	---------------------------------	-------------------------------------

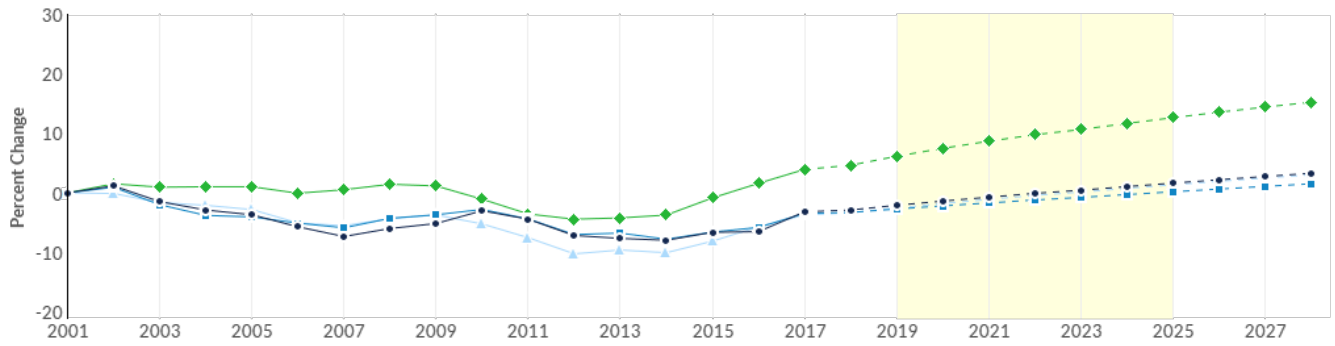


Percentile Earnings for Teacher Assistants (25-9041)

\$9.89/hr 25th Percentile Earnings	\$12.56/hr Median Earnings	\$15.38/hr 75th Percentile Earnings
--	--------------------------------------	---

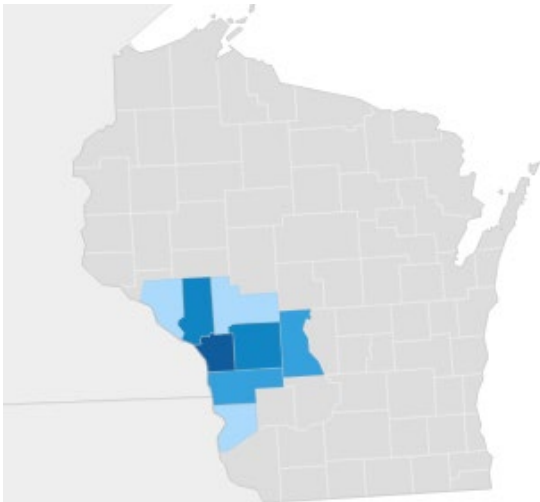


Regional Trends




	Region	2019 Jobs	2025 Jobs	Change	% Change
●	Region	1,631	1,694	63	3.9%
●	7 Rivers Region	2,300	2,368	68	3.0%
●	State	26,635	27,697	1,062	4.0%
●	Nation	1,373,295	1,457,263	83,968	6.1%

Regional Breakdown



County	2025 Jobs
La Crosse County, WI	856
Trempealeau County, WI	186
Monroe County, WI	177
Vernon County, WI	161
Juneau County, WI	104

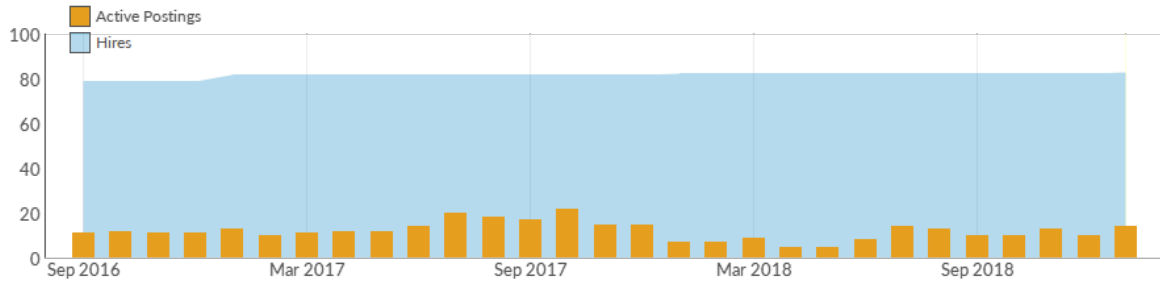
Job Postings Summary

14 Unique Postings 45 Total Postings	3 : 1 Posting Intensity Regional Average: 7 : 1 	7 days Median Posting Duration Regional Average: 37 days
---	--	---

There were **45** total job postings for your selection in January 2019, of which **14** were unique. These numbers give us a Posting Intensity of **3-to-1**, meaning that for every 3 postings there is 1 unique job posting. This is lower than the Posting Intensity for all other occupations and companies in the region (7-to-1), indicating that they may not be trying as hard to hire for this position.

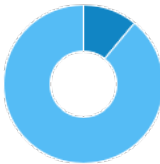
Job Postings vs. Hires

14 Avg. Monthly Postings (Jan 2019)	83 Avg. Monthly Hires (Jan 2019)
---	--



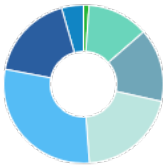
Occupation	Avg Monthly Postings (Jan 2019)	Avg Monthly Hires (Jan 2019)
Teacher Assistants	14	83

Occupation Gender Breakdown



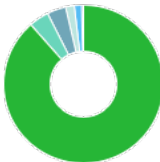
	Gender	2018 Jobs	2018 Percent
•	Males	178	11.0% 
•	Females	1,440	89.0% 

Occupation Age Breakdown



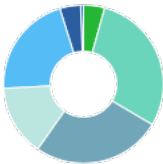
	Age	2018 Jobs	2018 Percent
●	14-18	18	1.1%
●	19-24	201	12.4% █
●	25-34	242	15.0% █
●	35-44	329	20.3% █
●	45-54	472	29.2% █
●	55-64	284	17.5% █
●	65+	72	4.4% █

Occupation Race/Ethnicity Breakdown



	Race/Ethnicity	2018 Jobs	2018 Percent
●	White	1,432	88.5%
●	Black or African American	66	4.1%
●	Hispanic or Latino	62	3.8%
●	Asian	28	1.8%
●	Two or More Races	24	1.5%
●	American Indian or Alaska Native	6	0.4%
●	Native Hawaiian or Other Pacific Islander	0	0.0%

National Educational Attainment



	Education Level	2018 Percent
●	Less than high school diploma	4.3%
●	High school diploma or equivalent	29.2%
●	Some college, no degree	26.1%
●	Associate's degree	14.5%
●	Bachelor's degree	21.1%
●	Master's degree	4.2%
●	Doctoral or professional degree	0.6%

Occupational Programs

1			10			171		
Programs (2017)			Completions (2017)			Openings (2017)		
CIP Code	Program	Completions (2017)						
13.1501	Teacher Assistant/Aide	10						

Industries Employing Educational Assistant - March 2019

Industry	Occupation Jobs in Industry (2018)	% of Occupation in Industry (2018)	% of Total Jobs in Industry (2018)
Elementary and Secondary Schools (Local Government)	1,056	65.3%	13.7%
Child Day Care Services	139	8.6%	20.2%
Colleges, Universities, and Professional Schools (Local Government)	118	7.3%	6.1%
Colleges, Universities, and Professional Schools (State Government)	53	3.3%	3.8%
Elementary and Secondary Schools	40	2.5%	9.7%

Appendix A - Data Sources and Calculations

Location Quotient

Location quotient (LQ) is a way of quantifying how concentrated a particular industry, cluster, occupation, or demographic group is in a region as compared to the nation. It can reveal what makes a particular region unique in comparison to the national average.

Occupation Data

Emsi occupation employment data are based on final Emsi industry data and final Emsi staffing patterns. Wage estimates are based on Occupational Employment Statistics (QCEW and Non-QCEW Employees classes of worker) and the American Community Survey (Self-Employed and Extended Proprietors). Occupational wage estimates also affected by county-level Emsi earnings by industry.

Emsi Job Postings

Job postings are collected from various sources and processed/enriched to provide information such as standardized company name, occupation, skills, and geography.

Institution Data

The institution data in this report is taken directly from the national IPEDS database published by the U.S. Department of Education's National Center for Education Statistics.

State Data Sources

This report uses state data from the following agencies: Iowa Workforce Development; Minnesota Department of Employment and Economic Development; Wisconsin Department of Workforce Development, Bureau of Workforce Information