

# Occupation Overview

Emsi Q1 2019 Data Set

March 2019

## Western Technical College



400 Seventh Street  
La Crosse, Wisconsin 54601  
608.785.9200

# Parameters

## Occupations

Code	Description
33-1021	First-Line Supervisors of Fire Fighting and Prevention Workers
33-2011	Firefighters
33-2021	Fire Inspectors and Investigators
33-2022	Forest Fire Inspectors and Prevention Specialists

## Regions

Code	Description
55011	Buffalo County, WI
55023	Crawford County, WI
55053	Jackson County, WI
55057	Juneau County, WI
55063	La Crosse County, WI
55081	Monroe County, WI
55121	Trempealeau County, WI
55123	Vernon County, WI

## Timeframe

2019 - 2025

## Datarun

2019.1 – Employees

# Fire Protection Technician - March 2019 in Western Technical College District

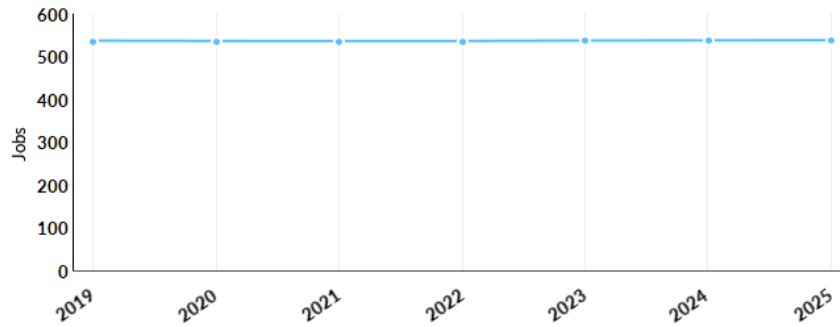
---

## Occupation Summary for Fire Protection Technician - March 2019

<b>537</b> Jobs (2019) 36% above National average	<b>0.2%</b> % Change (2019-2025) Nation: 4.8%	<b>\$16.85/hr</b> Median Hourly Earnings Nation: \$25.41/hr
---	---	---

## Growth

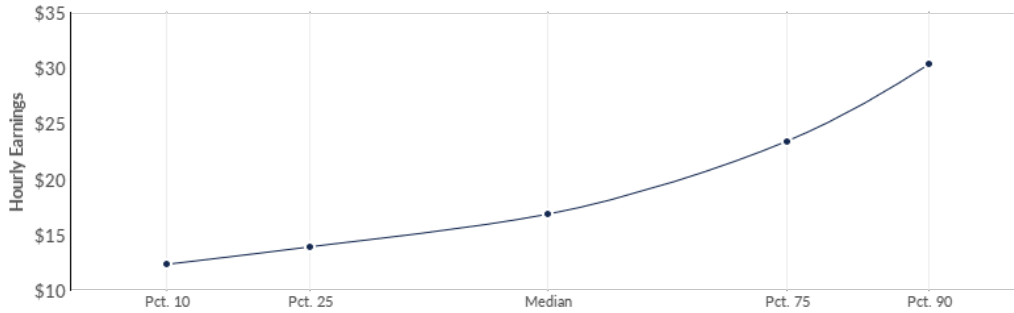
<b>537</b> 2019 Jobs	<b>538</b> 2025 Jobs	<b>1</b> Change (2019-2025)	<b>0.2%</b> % Change (2019-2025)
-------------------------	-------------------------	--------------------------------	-------------------------------------



Occupation	2019 Jobs	2025 Jobs	Change	% Change
First-Line Supervisors of Fire Fighting and Prevention Workers (33-1021)	33	34	1	3%
Firefighters (33-2011)	496	496	0	0%
Fire Inspectors and Investigators (33-2021)	7	8	1	14%
Forest Fire Inspectors and Prevention Specialists (33-2022)	0	0	0	0%

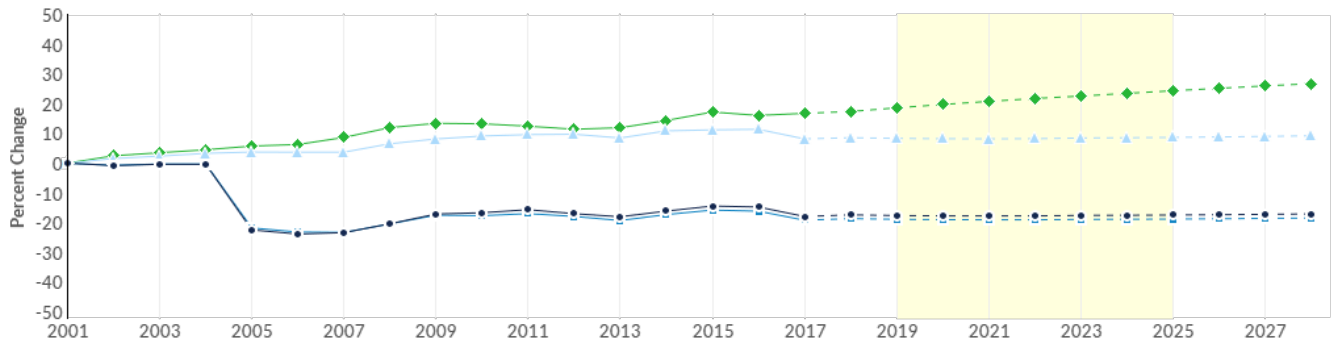
## Percentile Earnings

<b>\$13.90/hr</b> 25th Percentile Earnings	<b>\$16.85/hr</b> Median Earnings	<b>\$23.40/hr</b> 75th Percentile Earnings
---	--------------------------------------	---



Occupation	25th Percentile Earnings	Median Earnings	75th Percentile Earnings
First-Line Supervisors of Fire Fighting and Prevention Workers (33-1021)	\$14.70	\$24.88	\$34.55
Firefighters (33-2011)	\$13.88	\$16.65	\$22.90
Fire Inspectors and Investigators (33-2021)	\$14.07	\$18.03	\$19.31
Forest Fire Inspectors and Prevention Specialists (33-2022)	\$32.32	\$43.62	\$64.00

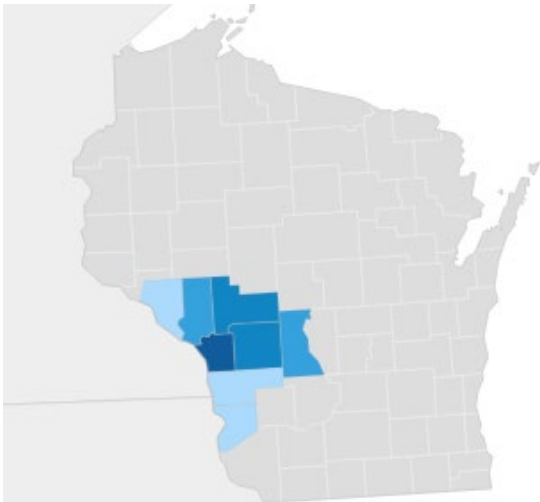
# Regional Trends



	Region	2019 Jobs	2025 Jobs	Change	% Change
●	Region	537	538	1	0.2%
●	7 Rivers Region	554	555	1	0.2%
●	State	10,347	10,379	32	0.3%
●	Nation	404,173	423,755	19,582	4.8%

# Regional Breakdown

---




---

County	2025 Jobs
La Crosse County, WI	138
Monroe County, WI	103
Jackson County, WI	92
Trempealeau County, WI	57
Juneau County, WI	50

---



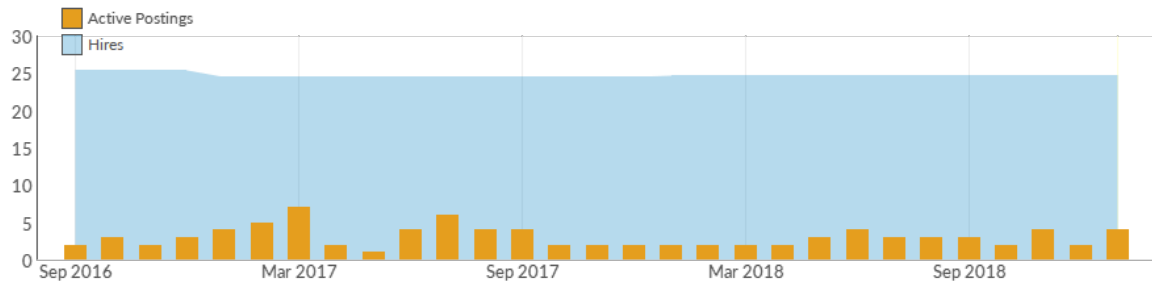
## Job Postings Summary

<b>4</b> <b>Unique Postings</b>  10 Total Postings	<b>3 : 1</b> <b>Posting Intensity</b> Regional Average: 7 : 1 	<b>n/a</b> <b>Median Posting Duration</b>  Regional Average: 37 days
---	---	---

There were **10** total job postings for your selection in January 2019, of which **4** were unique. These numbers give us a Posting Intensity of **3-to-1**, meaning that for every 3 postings there is 1 unique job posting. This is lower than the Posting Intensity for all other occupations and companies in the region (7-to-1), indicating that they may not be trying as hard to hire for this position.

## Job Postings vs. Hires

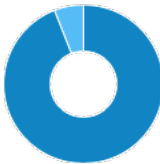
<b>4</b> Avg. Monthly Postings (Jan 2019)	<b>25</b> Avg. Monthly Hires (Jan 2019)
--	--



Occupation	Avg Monthly Postings (Jan 2019)	Avg Monthly Hires (Jan 2019)
Firefighters	3	23
Fire Inspectors and Investigators	1	0
Forest Fire Inspectors and Prevention Specialists	0	0
First-Line Supervisors of Fire Fighting and Prevention Workers	0	1

# Occupation Gender Breakdown

---

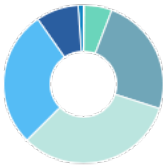


---

	Gender	2018 Jobs	2018 Percent
•	Males	506	94.1% 
•	Females	32	5.9% 

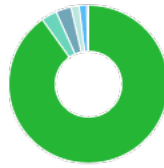
---

# Occupation Age Breakdown



	Age	2018 Jobs	2018 Percent
●	14-18	1	0.2%
●	19-24	30	5.6% ■
●	25-34	130	24.2% ■■
●	35-44	175	32.5% ■■■
●	45-54	150	27.8% ■■■
●	55-64	46	8.6% ■
●	65+	6	1.1%

## Occupation Race/Ethnicity Breakdown



	Race/Ethnicity	2018 Jobs	2018 Percent
●	White	485	90.2%
●	Hispanic or Latino	17	3.2%
●	American Indian or Alaska Native	17	3.1%
●	Black or African American	9	1.6%
●	Two or More Races	8	1.5%
●	Asian	2	0.4%
●	Native Hawaiian or Other Pacific Islander	0	0.0%

## Occupational Programs

<b>1</b>			<b>7</b>			<b>39</b>		
Programs (2017)			Completions (2017)			Openings (2017)		
CIP Code	Program							Completions (2017)
43.0203	Fire Science/Fire-fighting							7

## Industries Employing Fire Protection Technician - March 2019

Industry	Occupation Group Jobs in Industry (2018)	% of Occupation Group in Industry (2018)	% of Total Jobs in Industry (2018)
Local Government, Excluding Education and Hospitals	488	90.7%	6.1%
Federal Government, Civilian, Excluding Postal Service	20	3.7%	0.6%
Packaging and Labeling Services	12	2.2%	4.3%
State Government, Excluding Education and Hospitals	<10	1.8%	0.5%
Federal Government, Military	<10	0.8%	0.4%

# Appendix A - Data Sources and Calculations

## Location Quotient

Location quotient (LQ) is a way of quantifying how concentrated a particular industry, cluster, occupation, or demographic group is in a region as compared to the nation. It can reveal what makes a particular region unique in comparison to the national average.

## Occupation Data

Emsi occupation employment data are based on final Emsi industry data and final Emsi staffing patterns. Wage estimates are based on Occupational Employment Statistics (QCEW and Non-QCEW Employees classes of worker) and the American Community Survey (Self-Employed and Extended Proprietors). Occupational wage estimates also affected by county-level Emsi earnings by industry.

## Emsi Job Postings

Job postings are collected from various sources and processed/enriched to provide information such as standardized company name, occupation, skills, and geography.

## Institution Data

The institution data in this report is taken directly from the national IPEDS database published by the U.S. Department of Education's National Center for Education Statistics.

## State Data Sources

This report uses state data from the following agencies: Iowa Workforce Development; Minnesota Department of Employment and Economic Development; Wisconsin Department of Workforce Development, Bureau of Workforce Information