

Occupation Overview

Emsi Q1 2019 Data Set

March 2019

Western Technical College



400 Seventh Street
La Crosse, Wisconsin 54601
608.785.9200

Parameters

Occupations

Code	Description
15-1151	Computer User Support Specialists
15-1152	Computer Network Support Specialists
15-1199	Computer Occupations, All Other

Regions

Code	Description
55011	Buffalo County, WI
55023	Crawford County, WI
55053	Jackson County, WI
55057	Juneau County, WI
55063	La Crosse County, WI
55081	Monroe County, WI
55121	Trempealeau County, WI
55123	Vernon County, WI

Timeframe

2019 - 2025

Datarun

2019.1 – Employees

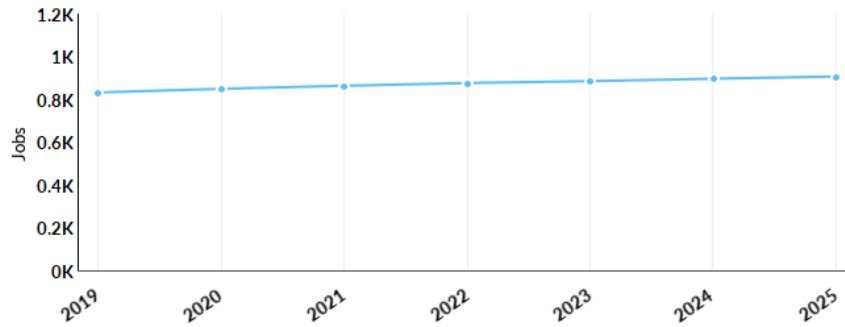
IT Network Systems Technician - March 2019 in Western Technical College District

Occupation Summary for IT Network Systems Technician - March 2019

831 Jobs (2019) 33% below National average	9.0% % Change (2019-2025) Nation: 7.6%	\$24.04/hr Median Hourly Earnings Nation: \$28.38/hr
---	---	---

Growth

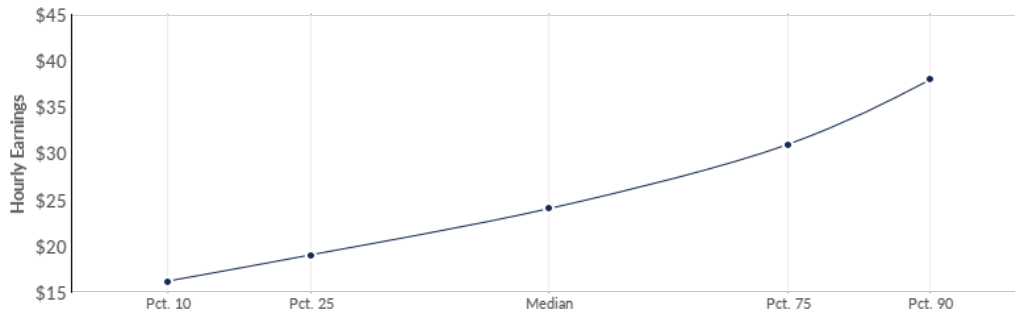
831 2019 Jobs	906 2025 Jobs	75 Change (2019-2025)	9.0% % Change (2019-2025)
-------------------------	-------------------------	---------------------------------	-------------------------------------



Occupation	2019 Jobs	2025 Jobs	Change	% Change
Computer User Support Specialists (15-1151)	497	540	43	9%
Computer Network Support Specialists (15-1152)	131	144	13	10%
Computer Occupations, All Other (15-1199)	203	222	19	9%

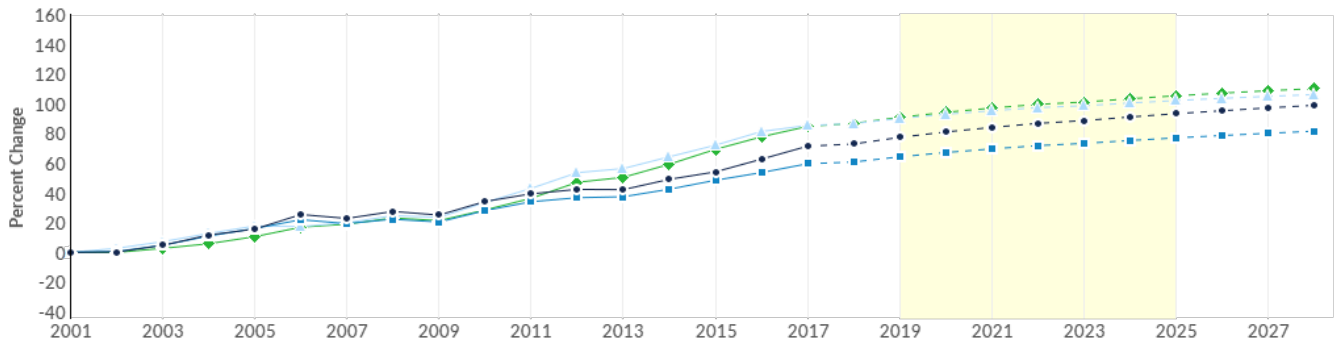
Percentile Earnings

\$19.03/hr 25th Percentile Earnings	\$24.04/hr Median Earnings	\$30.95/hr 75th Percentile Earnings
---	--------------------------------------	---



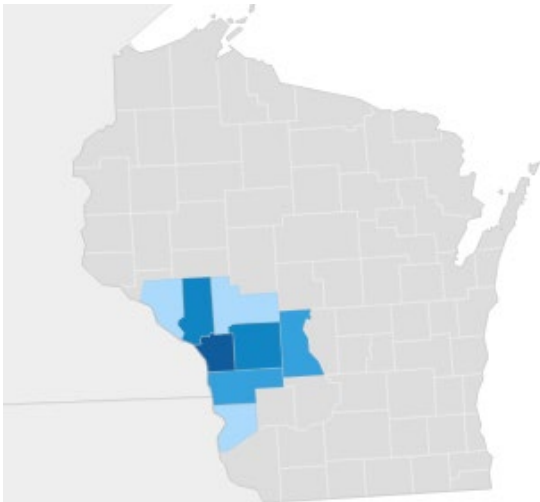
Occupation	25th Percentile Earnings	Median Earnings	75th Percentile Earnings
Computer User Support Specialists (15-1151)	\$17.58	\$21.50	\$26.20
Computer Network Support Specialists (15-1152)	\$19.78	\$24.75	\$30.89
Computer Occupations, All Other (15-1199)	\$26.90	\$33.62	\$39.24

Regional Trends




	Region	2019 Jobs	2025 Jobs	Change	% Change
●	Region	831	906	75	9.0%
●	7 Rivers Region	1,120	1,207	87	7.8%
●	State	21,414	22,777	1,363	6.4%
●	Nation	1,273,480	1,370,078	96,598	7.6%

Regional Breakdown



County	2025 Jobs
La Crosse County, WI	605
Monroe County, WI	113
Trempealeau County, WI	52
Vernon County, WI	40
Juneau County, WI	29

Job Postings Summary

<p>200 Unique Postings</p> <p>1,494 Total Postings</p>	<p>7 : 1 Posting Intensity</p> <p>Regional Average: 7 : 1</p> 	<p>42 days Median Posting Duration</p> <p>Regional Average: 37 days</p>
---	---	--

There were **1,494** total job postings for your selection in January 2019, of which **200** were unique. These numbers give us a Posting Intensity of **7-to-1**, meaning that for every 7 postings there is 1 unique job posting. This is close to the Posting Intensity for all other occupations and companies in the region (7-to-1), indicating that they are putting average effort toward hiring for this position.

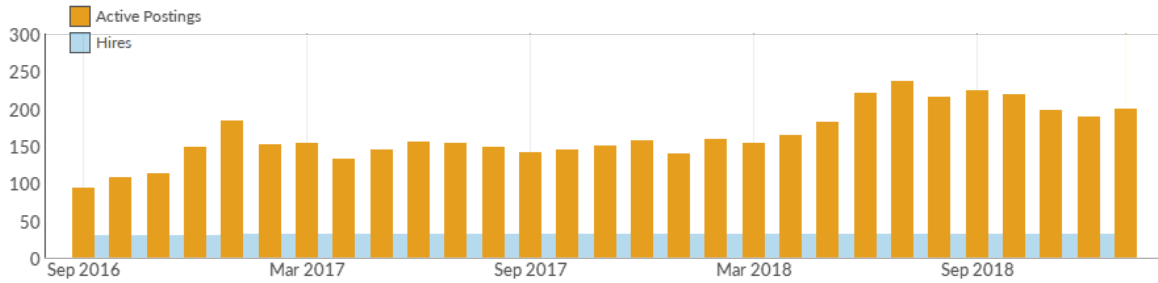
Job Postings vs. Hires

200

Avg. Monthly Postings (Jan 2019)

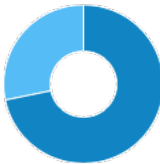
32

Avg. Monthly Hires (Jan 2019)



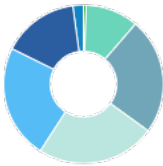
Occupation	Avg Monthly Postings (Jan 2019)	Avg Monthly Hires (Jan 2019)
Computer User Support Specialists	108	20
Computer Occupations, All Other	92	8
Computer Network Support Specialists	0	5

Occupation Gender Breakdown



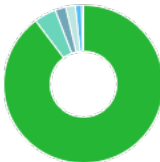
	Gender	2018 Jobs	2018 Percent	
•	Males	582	71.8%	
•	Females	229	28.2%	

Occupation Age Breakdown



	Age	2018 Jobs	2018 Percent
●	14-18	5	0.6%
●	19-24	87	10.7% █
●	25-34	192	23.7% █
●	35-44	195	24.0% █
●	45-54	189	23.3% █
●	55-64	126	15.5% █
●	65+	17	2.1%

Occupation Race/Ethnicity Breakdown



	Race/Ethnicity	2018 Jobs	2018 Percent
●	White	727	89.8%
●	Asian	36	4.5%
●	Black or African American	18	2.2%
●	Hispanic or Latino	16	1.9%
●	Two or More Races	10	1.3%
●	American Indian or Alaska Native	3	0.4%
●	Native Hawaiian or Other Pacific Islander	0	0.0%

Occupational Programs

5	93	65
Programs (2017)	Completions (2017)	Openings (2017)
CIP Code	Program	Completions (2017)
11.0101	Computer and Information Sciences, General	35
11.1006	Computer Support Specialist	26
11.0901	Computer Systems Networking and Telecommunications	21
11.1001	Network and System Administration/Administrator	8
11.0201	Computer Programming/Programmer, General	3

Industries Employing IT Network Systems Technician - March 2019

Industry	Occupation Group Jobs in Industry (2018)	% of Occupation Group in Industry (2018)	% of Total Jobs in Industry (2018)
Colleges, Universities, and Professional Schools (Local Government)	69	8.6%	3.6%
Federal Government, Civilian, Excluding Postal Service	67	8.3%	2.1%
Corporate, Subsidiary, and Regional Managing Offices	59	7.3%	2.6%
General Medical and Surgical Hospitals	50	6.1%	0.5%
Local Government, Excluding Education and Hospitals	38	4.7%	0.5%

Appendix A - Data Sources and Calculations

Location Quotient

Location quotient (LQ) is a way of quantifying how concentrated a particular industry, cluster, occupation, or demographic group is in a region as compared to the nation. It can reveal what makes a particular region unique in comparison to the national average.

Occupation Data

Emsi occupation employment data are based on final Emsi industry data and final Emsi staffing patterns. Wage estimates are based on Occupational Employment Statistics (QCEW and Non-QCEW Employees classes of worker) and the American Community Survey (Self-Employed and Extended Proprietors). Occupational wage estimates also affected by county-level Emsi earnings by industry.

Emsi Job Postings

Job postings are collected from various sources and processed/enriched to provide information such as standardized company name, occupation, skills, and geography.

Institution Data

The institution data in this report is taken directly from the national IPEDS database published by the U.S. Department of Education's National Center for Education Statistics.

State Data Sources

This report uses state data from the following agencies: Iowa Workforce Development; Minnesota Department of Employment and Economic Development; Wisconsin Department of Workforce Development, Bureau of Workforce Information