

Occupation Overview

Emsi Q1 2019 Data Set

March 2019

Western Technical College



400 Seventh Street
La Crosse, Wisconsin 54601
608.785.9200

Parameters

Occupations

Code	Description
37-1012	First-Line Supervisors of Landscaping, Lawn Service, and Groundskeeping Workers
37-3011	Landscaping and Groundskeeping Workers
37-3013	Tree Trimmers and Pruners
45-2099	Agricultural Workers, All Other
45-4011	Forest and Conservation Workers

Regions

Code	Description
55011	Buffalo County, WI
55023	Crawford County, WI
55053	Jackson County, WI
55057	Juneau County, WI
55063	La Crosse County, WI
55081	Monroe County, WI
55121	Trempealeau County, WI
55123	Vernon County, WI

Timeframe

2019 - 2025

Datarun

2019.1 – Employees

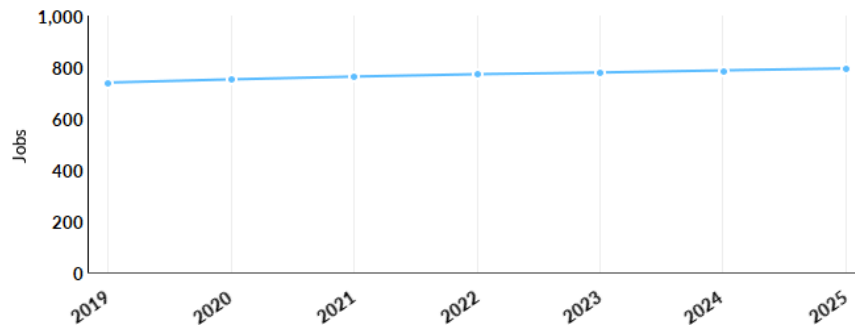
Landscape Horticulture Technician - March 2019 in Western Technical College District

Occupation Summary for Landscape Horticulture Technician - March 2019

739 Jobs (2019) 34% below National average	7.4% % Change (2019-2025) Nation: 7.9%	\$12.29/hr Median Hourly Earnings Nation: \$13.90/hr
---	---	---

Growth

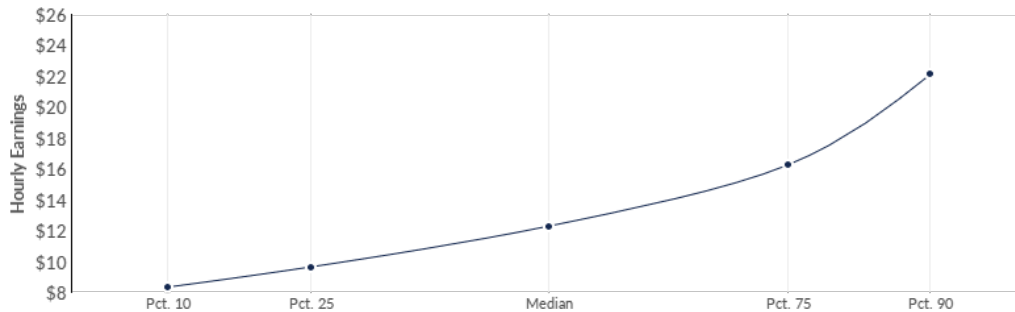
739 2019 Jobs	794 2025 Jobs	55 Change (2019-2025)	7.4% % Change (2019-2025)
-------------------------	-------------------------	---------------------------------	-------------------------------------



Occupation	2019 Jobs	2025 Jobs	Change	% Change
First-Line Supervisors of Landscaping, Lawn Service, and Groundskeeping Workers (37-1012)	46	50	4	9%
Landscaping and Groundskeeping Workers (37-3011)	650	696	46	7%
Tree Trimmers and Pruners (37-3013)	8	9	1	13%
Agricultural Workers, All Other (45-2099)	20	22	2	10%
Forest and Conservation Workers (45-4011)	15	18	3	20%

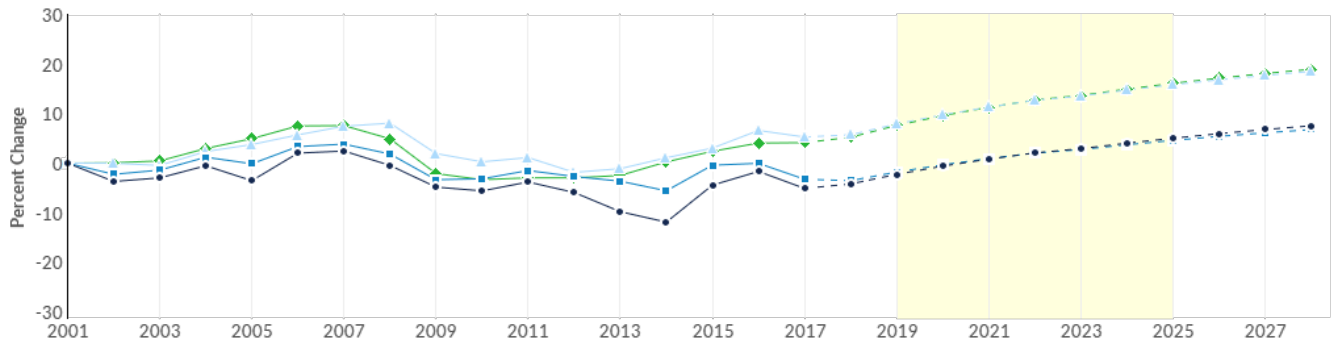
Percentile Earnings

\$9.64/hr 25th Percentile Earnings	\$12.29/hr Median Earnings	\$16.24/hr 75th Percentile Earnings
--	--------------------------------------	---



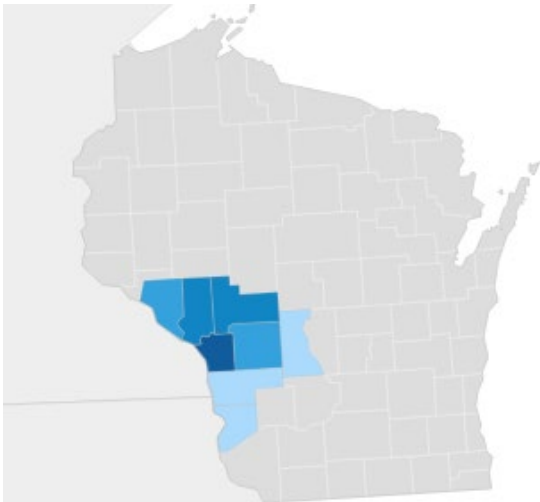
Occupation	25th Percentile Earnings	Median Earnings	75th Percentile Earnings
First-Line Supervisors of Landscaping, Lawn Service, and Groundskeeping Workers (37-1012)	\$19.71	\$23.44	\$27.78
Landscaping and Groundskeeping Workers (37-3011)	\$9.40	\$11.69	\$14.97
Tree Trimmers and Pruners (37-3013)	\$22.59	\$31.71	\$43.59
Agricultural Workers, All Other (45-2099)	\$11.13	\$14.41	\$20.11
Forest and Conservation Workers (45-4011)	\$15.69	\$22.18	\$25.18

Regional Trends




	Region	2019 Jobs	2025 Jobs	Change	% Change
●	Region	739	794	55	7.4%
●	7 Rivers Region	1,076	1,146	70	6.5%
●	State	20,784	22,309	1,525	7.3%
●	Nation	1,151,671	1,242,645	90,974	7.9%

Regional Breakdown



County	2025 Jobs
La Crosse County, WI	371
Jackson County, WI	108
Trempealeau County, WI	97
Monroe County, WI	60
Buffalo County, WI	47

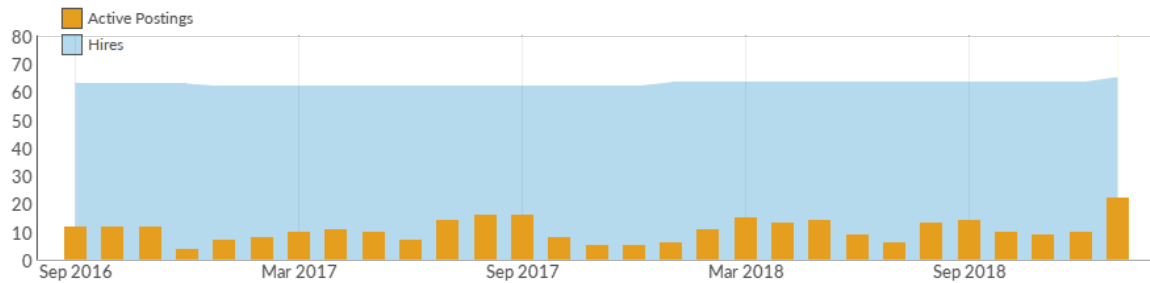
Job Postings Summary

<p>22</p> <p>Unique Postings</p> <p>107 Total Postings</p>	<p>5 : 1</p> <p>Posting Intensity</p> <p>Regional Average: 7 : 1</p> 	<p>56 days</p> <p>Median Posting Duration</p> <p>Regional Average: 37 days</p>
--	---	--

There were **107** total job postings for your selection in January 2019, of which **22** were unique. These numbers give us a Posting Intensity of **5-to-1**, meaning that for every 5 postings there is 1 unique job posting. This is lower than the Posting Intensity for all other occupations and companies in the region (7-to-1), indicating that they may not be trying as hard to hire for this position.

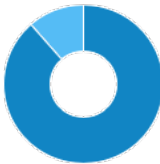
Job Postings vs. Hires

22 Avg. Monthly Postings (Jan 2019)	66 Avg. Monthly Hires (Jan 2019)
---	--



Occupation	Avg Monthly Postings (Jan 2019)	Avg Monthly Hires (Jan 2019)
Landscaping and Groundskeeping Workers	13	58
Tree Trimmers and Pruners	8	1
First-Line Supervisors of Landscaping, Lawn Service, and Groundskeeping Workers	1	4
Forest and Conservation Workers	0	1
Agricultural Workers, All Other	0	0

Occupation Gender Breakdown



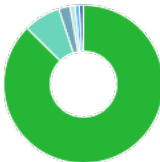
	Gender	2018 Jobs	2018 Percent	
•	Males	641	88.5%	
•	Females	83	11.5%	

Occupation Age Breakdown



	Age	2018 Jobs	2018 Percent
●	14-18	32	4.5%
●	19-24	111	15.4%
●	25-34	154	21.2%
●	35-44	127	17.5%
●	45-54	129	17.8%
●	55-64	118	16.4%
●	65+	52	7.2%

Occupation Race/Ethnicity Breakdown



	Race/Ethnicity	2018 Jobs	2018 Percent
●	White	634	87.5%
●	Hispanic or Latino	54	7.5%
●	Black or African American	16	2.3%
●	Asian	7	1.0%
●	American Indian or Alaska Native	7	0.9%
●	Two or More Races	6	0.8%
●	Native Hawaiian or Other Pacific Islander	0	0.1%

Occupational Programs

1			9			102		
Programs (2017)			Completions (2017)			Openings (2017)		
CIP Code	Program						Completions (2017)	
01.0605	Landscaping and Groundskeeping						9	

Industries Employing Landscape Horticulture Technician - March 2019

Industry	Occupation Group Jobs in Industry (2018)	% of Occupation Group in Industry (2018)	% of Total Jobs in Industry (2018)
Landscaping Services	258	35.6%	78.2%
Local Government, Excluding Education and Hospitals	111	15.3%	1.4%
Golf Courses and Country Clubs	48	6.6%	11.6%
All Other Amusement and Recreation Industries	35	4.8%	12.2%
Bowling Centers	20	2.8%	11.4%

Appendix A - Data Sources and Calculations

Location Quotient

Location quotient (LQ) is a way of quantifying how concentrated a particular industry, cluster, occupation, or demographic group is in a region as compared to the nation. It can reveal what makes a particular region unique in comparison to the national average.

Occupation Data

Emsi occupation employment data are based on final Emsi industry data and final Emsi staffing patterns. Wage estimates are based on Occupational Employment Statistics (QCEW and Non-QCEW Employees classes of worker) and the American Community Survey (Self-Employed and Extended Proprietors). Occupational wage estimates also affected by county-level Emsi earnings by industry.

Emsi Job Postings

Job postings are collected from various sources and processed/enriched to provide information such as standardized company name, occupation, skills, and geography.

Institution Data

The institution data in this report is taken directly from the national IPEDS database published by the U.S. Department of Education's National Center for Education Statistics.

State Data Sources

This report uses state data from the following agencies: Iowa Workforce Development; Minnesota Department of Employment and Economic Development; Wisconsin Department of Workforce Development, Bureau of Workforce Information