

Occupation Overview

Emsi Q1 2019 Data Set

March 2019

Western Technical College



400 Seventh Street
La Crosse, Wisconsin 54601
608.785.9200

Parameters

Occupations

Code	Description
11-9051	Food Service Managers
11-9081	Lodging Managers
35-1012	First-Line Supervisors of Food Preparation and Serving Workers
41-1012	First-Line Supervisors of Non-Retail Sales Workers

Regions

Code	Description
55011	Buffalo County, WI
55023	Crawford County, WI
55053	Jackson County, WI
55057	Juneau County, WI
55063	La Crosse County, WI
55081	Monroe County, WI
55121	Trempealeau County, WI
55123	Vernon County, WI

Timeframe

2019 - 2025

Datarun

2019.1 – Employees

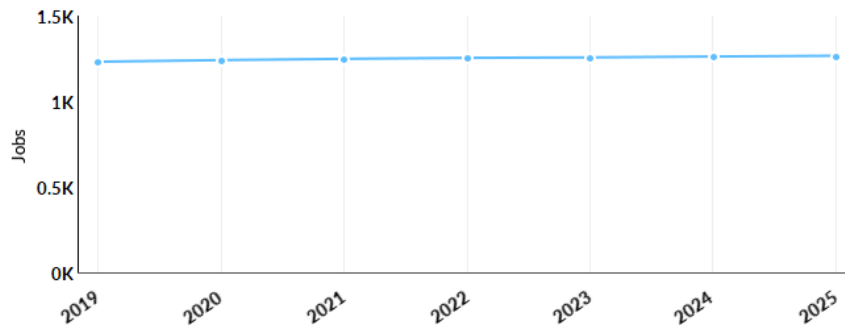
Leadership Essentials - March 2019 in Western Technical College District

Occupation Summary for Leadership Essentials - March 2019

1,230 Jobs (2019) 15% below National average	2.8% % Change (2019-2025) Nation: 6.6%	\$16.32/hr Median Hourly Earnings Nation: \$18.79/hr
---	---	---

Growth

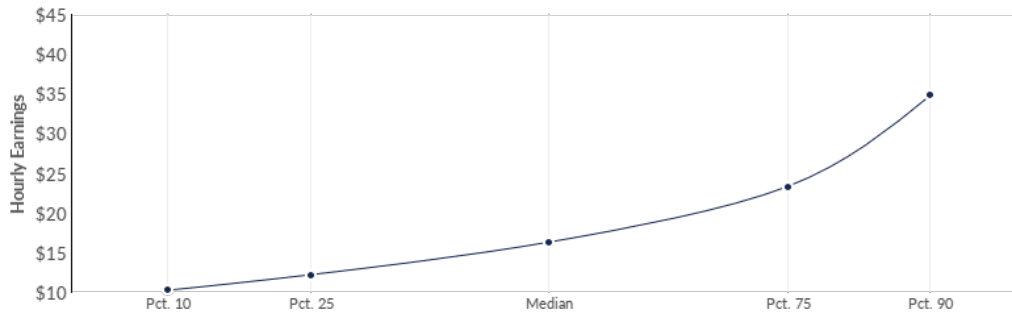
1,230 2019 Jobs	1,265 2025 Jobs	35 Change (2019-2025)	2.8% % Change (2019-2025)
---------------------------	---------------------------	---------------------------------	-------------------------------------



Occupation	2019 Jobs	2025 Jobs	Change	% Change
Food Service Managers (11-9051)	252	257	5	2%
Lodging Managers (11-9081)	22	24	2	9%
First-Line Supervisors of Food Preparation and Serving Workers (35-1012)	786	807	21	3%
First-Line Supervisors of Non-Retail Sales Workers (41-1012)	170	177	7	4%

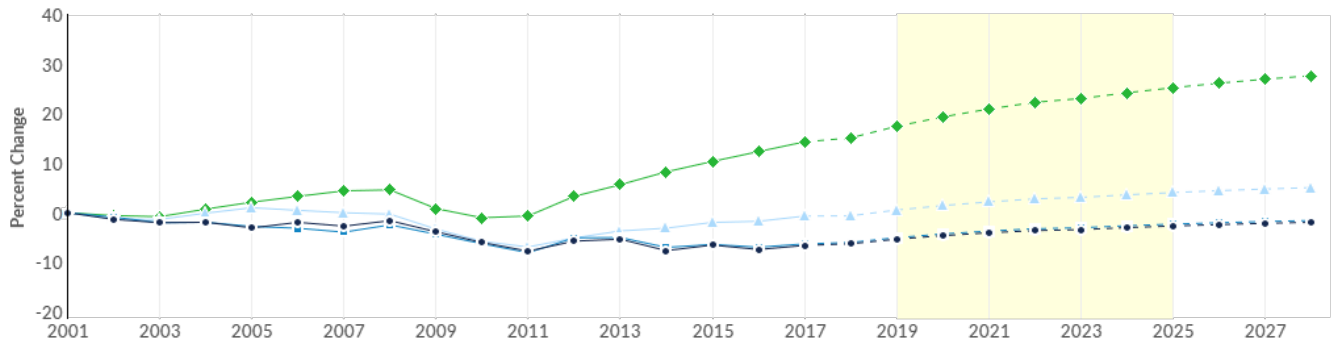
Percentile Earnings

\$12.21/hr 25th Percentile Earnings	\$16.32/hr Median Earnings	\$23.31/hr 75th Percentile Earnings
---	--------------------------------------	---



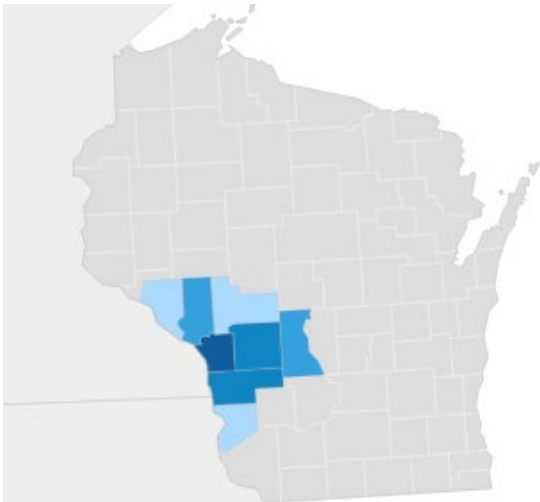
Occupation	25th Percentile Earnings	Median Earnings	75th Percentile Earnings
Food Service Managers (11-9051)	\$17.77	\$22.07	\$28.06
Lodging Managers (11-9081)	\$20.09	\$27.36	\$40.09
First-Line Supervisors of Food Preparation and Serving Workers (35-1012)	\$11.02	\$13.25	\$16.70
First-Line Supervisors of Non-Retail Sales Workers (41-1012)	\$25.24	\$35.26	\$47.76

Regional Trends




	Region	2019 Jobs	2025 Jobs	Change	% Change
●	Region	1,230	1,265	35	2.8%
●	7 Rivers Region	1,576	1,622	46	2.9%
●	State	28,061	29,046	985	3.5%
●	Nation	1,475,825	1,573,844	98,019	6.6%

Regional Breakdown



County	2025 Jobs
La Crosse County, WI	665
Monroe County, WI	166
Vernon County, WI	91
Juneau County, WI	89
Trempealeau County, WI	85

Job Postings Summary

<p style="text-align: center;">343 Unique Postings</p> <p style="text-align: center;">1,480 Total Postings</p>	<p style="text-align: center;">4 : 1 Posting Intensity</p> <p style="text-align: center;">Regional Average: 7 : 1</p> 	<p style="text-align: center;">35 days Median Posting Duration</p> <p style="text-align: center;">Regional Average: 37 days</p>
---	---	--

There were **1,480** total job postings for your selection in January 2019, of which **343** were unique. These numbers give us a Posting Intensity of **4-to-1**, meaning that for every 4 postings there is 1 unique job posting. This is lower than the Posting Intensity for all other occupations and companies in the region (7-to-1), indicating that they may not be trying as hard to hire for this position.

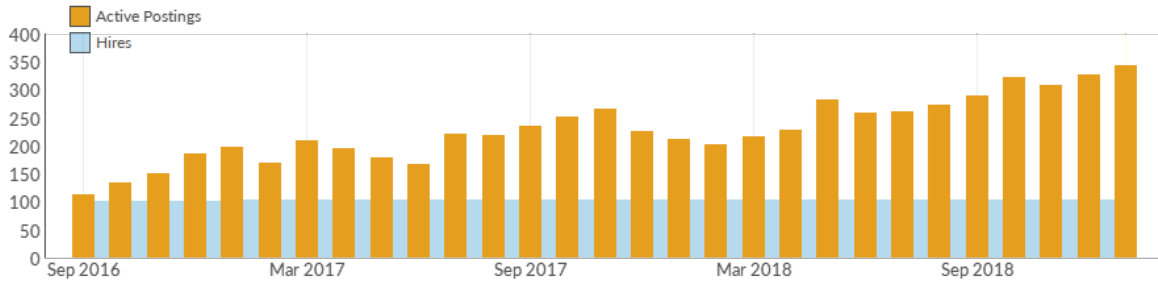
Job Postings vs. Hires

343

Avg. Monthly Postings (Jan 2019)

104

Avg. Monthly Hires (Jan 2019)



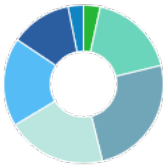
Occupation	Avg Monthly Postings (Jan 2019)	Avg Monthly Hires (Jan 2019)
First-Line Supervisors of Food Preparation and Serving Workers	227	72
Food Service Managers	89	23
First-Line Supervisors of Non-Retail Sales Workers	25	6
Lodging Managers	2	2

Occupation Gender Breakdown



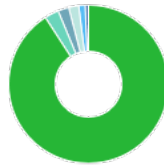
	Gender	2018 Jobs	2018 Percent	
•	Males	551	45.2%	
•	Females	668	54.8%	

Occupation Age Breakdown



	Age	2018 Jobs	2018 Percent
●	14-18	41	3.4%
●	19-24	217	17.8%
●	25-34	304	25.0%
●	35-44	246	20.2%
●	45-54	221	18.1%
●	55-64	151	12.4%
●	65+	38	3.1%

Occupation Race/Ethnicity Breakdown



	Race/Ethnicity	2018 Jobs	2018 Percent
●	White	1,108	90.9%
●	Hispanic or Latino	35	2.9%
●	Asian	27	2.2%
●	Black or African American	25	2.0%
●	Two or More Races	16	1.3%
●	American Indian or Alaska Native	8	0.7%
●	Native Hawaiian or Other Pacific Islander	0	0.0%

Occupational Programs

2 Programs (2017)		10 Completions (2017)	160 Openings (2017)
CIP Code	Program	Completions (2017)	
12.0504	Restaurant, Culinary, and Catering Management/Manager	6	
52.1804	Selling Skills and Sales Operations	4	

Industries Employing Leadership Essentials - March 2019

Industry	Occupation Group Jobs in Industry (2018)	% of Occupation Group in Industry (2018)	% of Total Jobs in Industry (2018)
Limited-Service Restaurants	329	27.0%	9.7%
Full-Service Restaurants	306	25.1%	6.3%
Drinking Places (Alcoholic Beverages)	69	5.7%	4.8%
Hotels (except Casino Hotels) and Motels	55	4.5%	3.4%
Elementary and Secondary Schools (Local Government)	27	2.2%	0.4%

Appendix A - Data Sources and Calculations

Location Quotient

Location quotient (LQ) is a way of quantifying how concentrated a particular industry, cluster, occupation, or demographic group is in a region as compared to the nation. It can reveal what makes a particular region unique in comparison to the national average.

Occupation Data

Emsi occupation employment data are based on final Emsi industry data and final Emsi staffing patterns. Wage estimates are based on Occupational Employment Statistics (QCEW and Non-QCEW Employees classes of worker) and the American Community Survey (Self-Employed and Extended Proprietors). Occupational wage estimates also affected by county-level Emsi earnings by industry.

Emsi Job Postings

Job postings are collected from various sources and processed/enriched to provide information such as standardized company name, occupation, skills, and geography.

Institution Data

The institution data in this report is taken directly from the national IPEDS database published by the U.S. Department of Education's National Center for Education Statistics.

State Data Sources

This report uses state data from the following agencies: Iowa Workforce Development; Minnesota Department of Employment and Economic Development; Wisconsin Department of Workforce Development, Bureau of Workforce Information