

Occupation Overview

Emsi Q1 2019 Data Set

March 2019

Western Technical College



400 Seventh Street
La Crosse, Wisconsin 54601
608.785.9200

Parameters

Occupations

Code	Description
29-1141	Registered Nurses

Regions

Code	Description
55011	Buffalo County, WI
55023	Crawford County, WI
55053	Jackson County, WI
55057	Juneau County, WI
55063	La Crosse County, WI
55081	Monroe County, WI
55121	Trempealeau County, WI
55123	Vernon County, WI

Timeframe

2019 - 2025

Datarun

2019.1 – Employees

Nursing - March 2019 in Western Technical College District

Registered Nurses (SOC 29-1141): Assess patient health problems and needs, develop and implement nursing care plans, and maintain medical records. Administer nursing care to ill, injured, convalescent, or disabled patients. May advise patients on health maintenance and disease prevention or provide case management. Licensing or registration required. Includes Clinical Nurse Specialists. Excludes 'Nurse Anesthetists' (29-1151), 'Nurse Midwives' (29-1161), and 'Nurse Practitioners' (29-1171).

Sample of Reported Job Titles: Registered Nurse (RN) Public Health Nurse (PHN) Staff Nurse Progressive Care Unit Registered Nurse Psychiatric Mental Health Nurse (PMH Nurse) Psychiatric Clinical Nurse Specialist Intensive Care Unit Nurse Critical Care Registered Nurse (CCRN) Clinical Nurse Specialist Pediatric Clinical Nurse Specialist

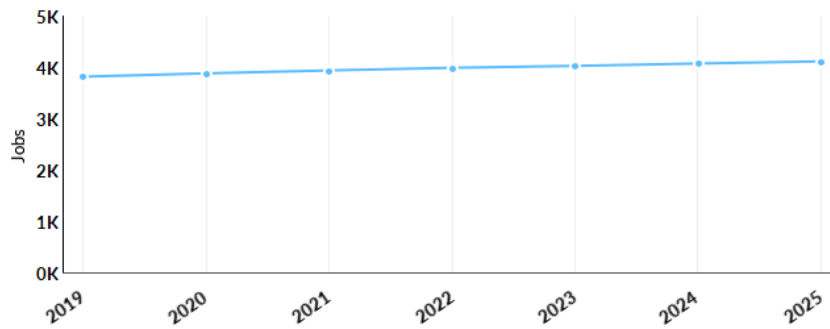
Related O*NET Occupations: Registered Nurses (29-1141.00) Acute Care Nurses (29-1141.01) Advanced Practice Psychiatric Nurses (29-1141.02) Critical Care Nurses (29-1141.03) Clinical Nurse Specialists (29-1141.04)

Occupation Summary for Nursing - March 2019

3,810 Jobs (2019) 29% above National average	7.8% % Change (2019-2025) Nation: 9.3%	\$33.32/hr Median Hourly Earnings Nation: \$33.65/hr
---	---	---

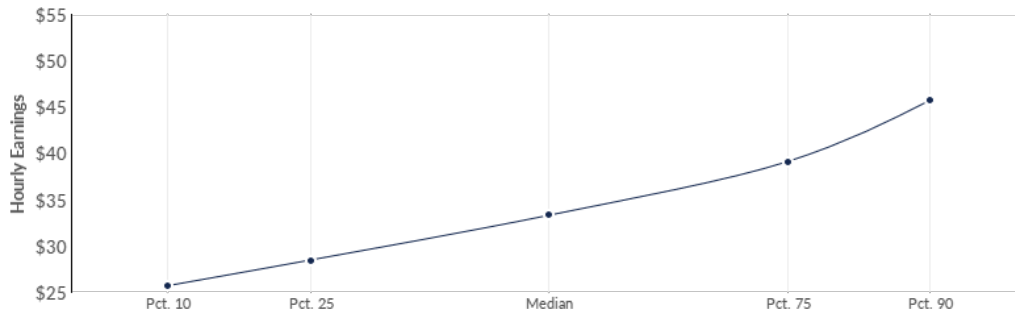
Growth for Registered Nurses (29-1141)

3,810 2019 Jobs	4,109 2025 Jobs	299 Change (2019-2025)	7.8% % Change (2019-2025)
---------------------------	---------------------------	----------------------------------	-------------------------------------

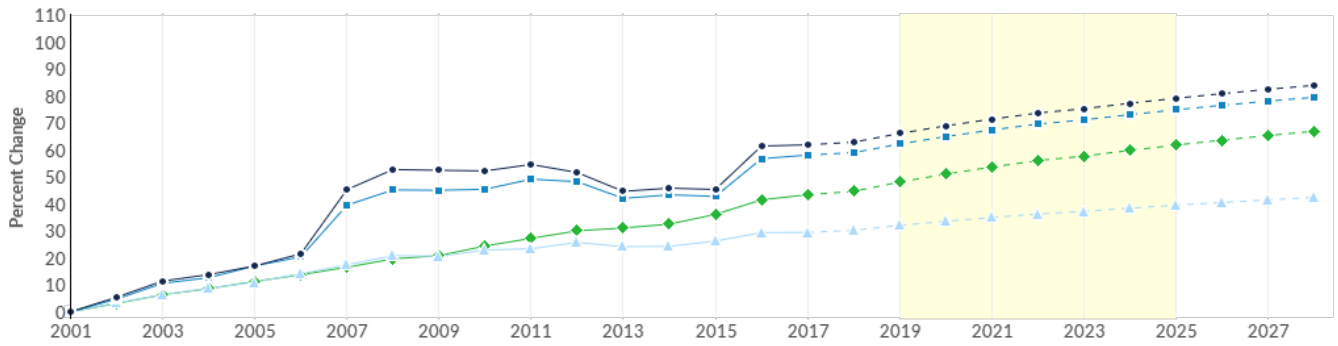


Percentile Earnings for Registered Nurses (29-1141)

\$28.48/hr 25th Percentile Earnings	\$33.32/hr Median Earnings	\$39.11/hr 75th Percentile Earnings
---	--------------------------------------	---

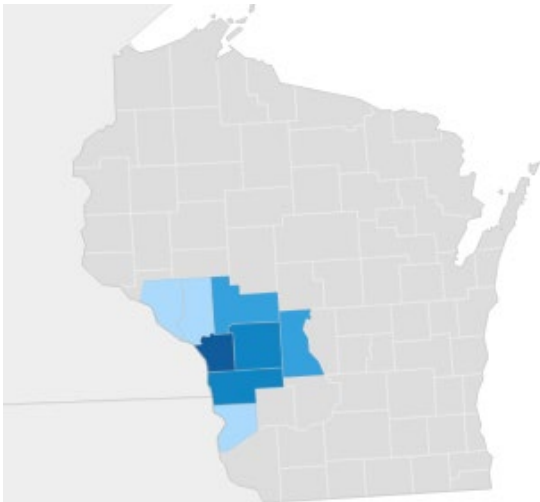


Regional Trends




	Region	2019 Jobs	2025 Jobs	Change	% Change
●	Region	3,810	4,109	299	7.8%
●	7 Rivers Region	4,428	4,774	346	7.8%
●	State	56,716	59,933	3,217	5.7%
●	Nation	3,017,086	3,296,304	279,218	9.3%

Regional Breakdown



County	2025 Jobs
La Crosse County, WI	2,927
Monroe County, WI	384
Vernon County, WI	211
Jackson County, WI	154
Juneau County, WI	149

Job Postings Summary

<p>302</p> <p>Unique Postings</p> <p>2,085 Total Postings</p>	<p>7 : 1</p> <p>Posting Intensity</p> <p>Regional Average: 7 : 1</p> 	<p>38 days</p> <p>Median Posting Duration</p> <p>Regional Average: 37 days</p>
---	---	--

There were **2,085** total job postings for your selection in January 2019, of which **302** were unique. These numbers give us a Posting Intensity of **7-to-1**, meaning that for every 7 postings there is 1 unique job posting. This is close to the Posting Intensity for all other occupations and companies in the region (7-to-1), indicating that they are putting average effort toward hiring for this position.

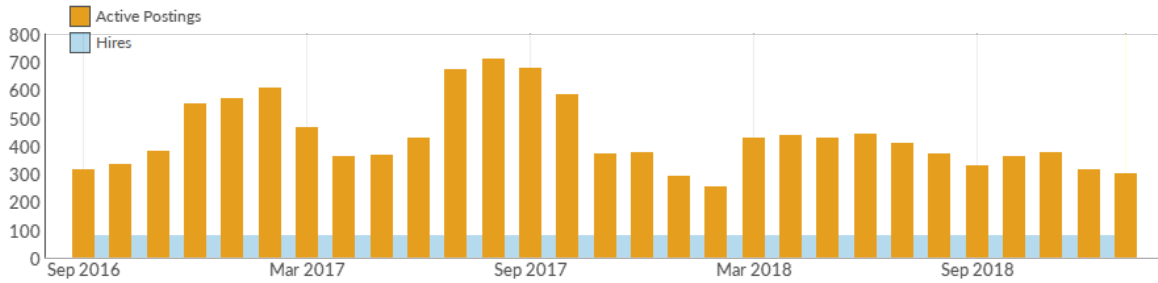
Job Postings vs. Hires

302

Avg. Monthly Postings (Jan 2019)

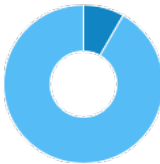
81

Avg. Monthly Hires (Jan 2019)



Occupation	Avg Monthly Postings (Jan 2019)	Avg Monthly Hires (Jan 2019)
Registered Nurses	302	81

Occupation Gender Breakdown



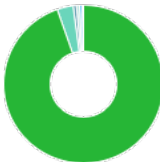
	Gender	2018 Jobs	2018 Percent
•	Males	310	8.3% 
•	Females	3,426	91.7% 








Occupation Age Breakdown



	Age	2018 Jobs	2018 Percent
●	14-18	0	0.0%
●	19-24	134	3.6% ■
●	25-34	801	21.4% ■■
●	35-44	883	23.6% ■■■
●	45-54	879	23.5% ■■■
●	55-64	907	24.3% ■■■■
●	65+	131	3.5% ■

Occupation Race/Ethnicity Breakdown



	Race/Ethnicity	2018 Jobs	2018 Percent
●	White	3,536	94.7% 
●	Asian	121	3.2% 
●	Hispanic or Latino	26	0.7% 
●	Black or African American	23	0.6% 
●	Two or More Races	20	0.5% 
●	American Indian or Alaska Native	9	0.2% 
●	Native Hawaiian or Other Pacific Islander	0	0.0% 

Occupational Programs

4			290			211		
Programs (2017)			Completions (2017)			Openings (2017)		
CIP Code	Program							Completions (2017)
51.3801	Registered Nursing/Registered Nurse							273
51.3805	Family Practice Nurse/Nursing							9
51.3818	Nursing Practice							6
51.3803	Adult Health Nurse/Nursing							2

Industries Employing Nursing - March 2019

Industry	Occupation Jobs in Industry (2018)	% of Occupation in Industry (2018)	% of Total Jobs in Industry (2018)
General Medical and Surgical Hospitals	2,999	80.3%	29.1%
Nursing Care Facilities (Skilled Nursing Facilities)	155	4.2%	7.3%
Federal Government, Civilian, Excluding Postal Service	134	3.6%	4.2%
Offices of Physicians (except Mental Health Specialists)	132	3.5%	6.6%
Local Government, Excluding Education and Hospitals	38	1.0%	0.5%

Appendix A - Data Sources and Calculations

Location Quotient

Location quotient (LQ) is a way of quantifying how concentrated a particular industry, cluster, occupation, or demographic group is in a region as compared to the nation. It can reveal what makes a particular region unique in comparison to the national average.

Occupation Data

Emsi occupation employment data are based on final Emsi industry data and final Emsi staffing patterns. Wage estimates are based on Occupational Employment Statistics (QCEW and Non-QCEW Employees classes of worker) and the American Community Survey (Self-Employed and Extended Proprietors). Occupational wage estimates also affected by county-level Emsi earnings by industry.

Emsi Job Postings

Job postings are collected from various sources and processed/enriched to provide information such as standardized company name, occupation, skills, and geography.

Institution Data

The institution data in this report is taken directly from the national IPEDS database published by the U.S. Department of Education's National Center for Education Statistics.

State Data Sources

This report uses state data from the following agencies: Iowa Workforce Development; Minnesota Department of Employment and Economic Development; Wisconsin Department of Workforce Development, Bureau of Workforce Information