

Occupation Overview

Emsi Q1 2019 Data Set

March 2019

Western Technical College



400 Seventh Street
La Crosse, Wisconsin 54601
608.785.9200

Parameters

Occupations

Code	Description
29-2061	Licensed Practical and Licensed Vocational Nurses

Regions

Code	Description
55011	Buffalo County, WI
55023	Crawford County, WI
55053	Jackson County, WI
55057	Juneau County, WI
55063	La Crosse County, WI
55081	Monroe County, WI
55121	Trempealeau County, WI
55123	Vernon County, WI

Timeframe

2019 - 2025

Datarun

2019.1 – Employees

Practical Nursing - March 2019 in Western Technical College District

Licensed Practical and Licensed Vocational Nurses (SOC 29-2061):Care for ill, injured, or convalescing patients or persons with disabilities in hospitals, nursing homes, clinics, private homes, group homes, and similar institutions. May work under the supervision of a registered nurse. Licensing required.

Sample of Reported Job Titles: Licensed Vocational Nurse (LVN)Triage Licensed Practical Nurse (TRIAGE LPN)Pediatric Licensed Practical Nurse (PEDIATRIC LPN)Licensed Practical Nurse (LPN)Private Duty NurseOffice NurseLicensed Practical Nurse, Clinic Nurse (LPN, Clinic Nurse)Clinic NurseClinic Licensed Practical Nurse (CLINIC LPN)Charge Nurse

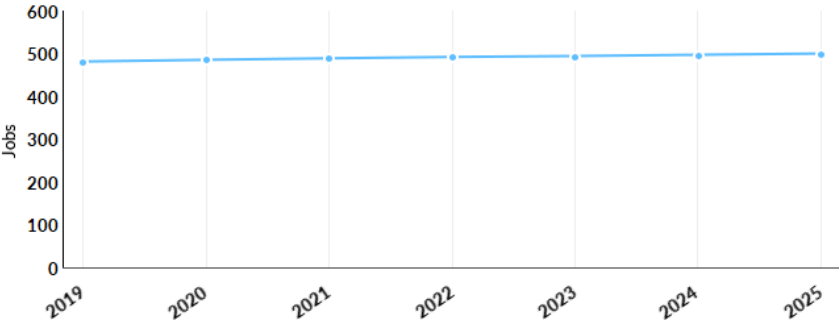
Related O*NET Occupation: Licensed Practical and Licensed Vocational Nurses (29-2061.00)

Occupation Summary for Practical Nursing - March 2019

481 Jobs (2019) 33% below National average	4.0% % Change (2019-2025) Nation: 7.9%	\$20.10/hr Median Hourly Earnings Nation: \$21.65/hr
---	---	---

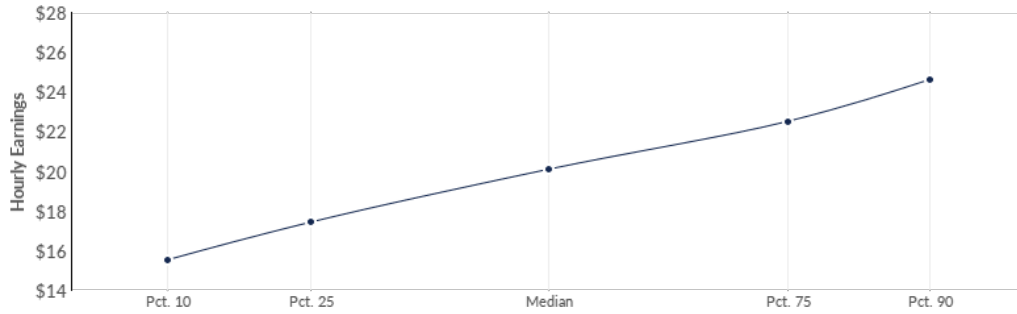
Growth for Licensed Practical and Licensed Vocational Nurses (29-2061)

481 2019 Jobs	500 2025 Jobs	19 Change (2019-2025)	4.0% % Change (2019-2025)
-------------------------	-------------------------	---------------------------------	-------------------------------------

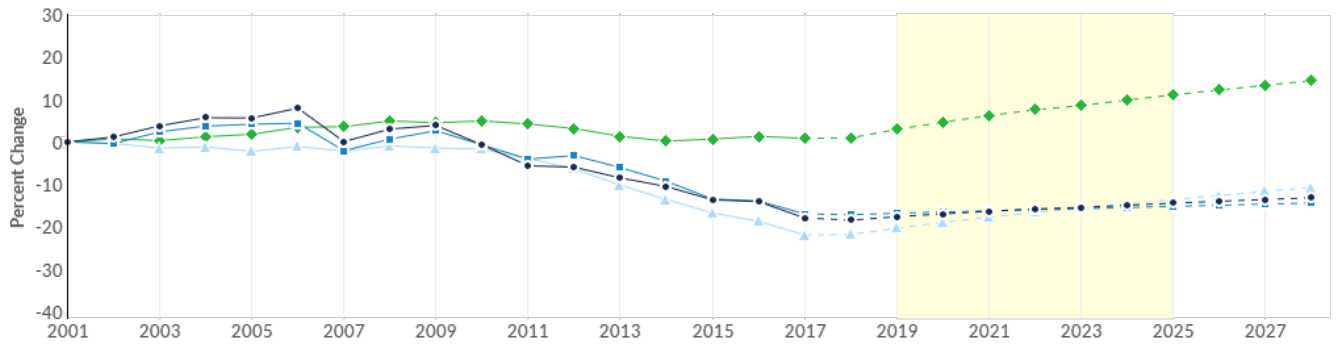


Percentile Earnings for Licensed Practical and Licensed Vocational Nurses (29-2061)

\$17.43/hr 25th Percentile Earnings	\$20.10/hr Median Earnings	\$22.51/hr 75th Percentile Earnings
---	--------------------------------------	---

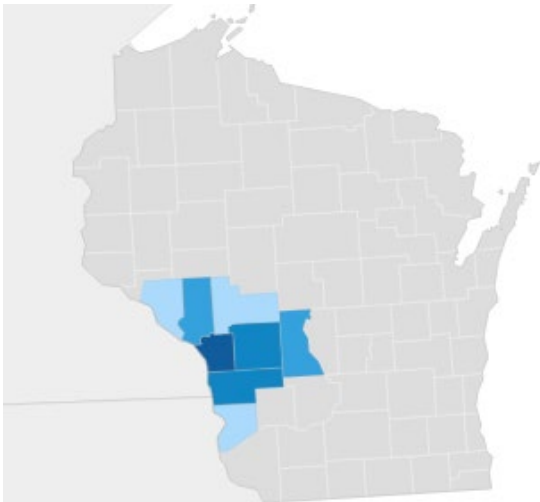


Regional Trends




	Region	2019 Jobs	2025 Jobs	Change	% Change
●	Region	481	500	19	4.0%
●	7 Rivers Region	747	762	15	2.0%
●	State	7,982	8,654	672	8.4%
●	Nation	737,480	795,777	58,297	7.9%

Regional Breakdown



County	2025 Jobs
La Crosse County, WI	220
Monroe County, WI	76
Vernon County, WI	49
Trempealeau County, WI	47
Juneau County, WI	42

Job Postings Summary

40 Unique Postings 180 Total Postings	5 : 1 Posting Intensity Regional Average: 7 : 1 	34 days Median Posting Duration Regional Average: 37 days
--	--	--

There were **180** total job postings for your selection in January 2019, of which **40** were unique. These numbers give us a Posting Intensity of **5-to-1**, meaning that for every 5 postings there is 1 unique job posting. This is lower than the Posting Intensity for all other occupations and companies in the region (7-to-1), indicating that they may not be trying as hard to hire for this position.

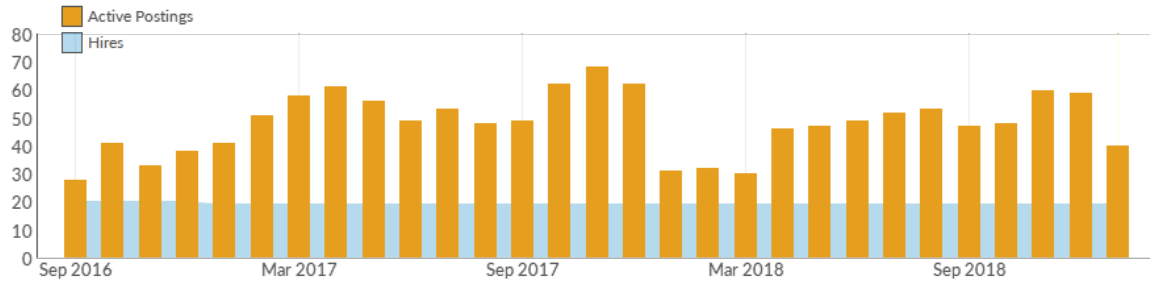
Job Postings vs. Hires

40

Avg. Monthly Postings (Jan 2019)

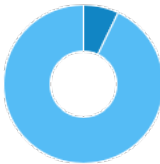
20

Avg. Monthly Hires (Jan 2019)



Occupation	Avg Monthly Postings (Jan 2019)	Avg Monthly Hires (Jan 2019)
Licensed Practical and Licensed Vocational Nurses	40	20

Occupation Gender Breakdown



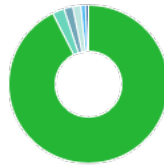
	Gender	2018 Jobs	2018 Percent
•	Males	34	7.1% 
•	Females	442	92.9% 

Occupation Age Breakdown



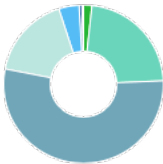
	Age	2018 Jobs	2018 Percent
●	14-18	2	0.3%
●	19-24	41	8.7% ■
●	25-34	98	20.6% ■■
●	35-44	96	20.2% ■■
●	45-54	101	21.3% ■■
●	55-64	113	23.8% ■■■
●	65+	24	5.1% ■

Occupation Race/Ethnicity Breakdown



	Race/Ethnicity	2018 Jobs	2018 Percent
●	White	441	92.6%
●	Black or African American	11	2.4%
●	Asian	8	1.8%
●	Hispanic or Latino	8	1.6%
●	Two or More Races	5	1.0%
●	American Indian or Alaska Native	3	0.6%
●	Native Hawaiian or Other Pacific Islander	0	0.0%

National Educational Attainment



	Education Level	2018 Percent
●	Less than high school diploma	1.7%
●	High school diploma or equivalent	22.6% █
●	Some college, no degree	53.8% █
●	Associate's degree	16.9% █
●	Bachelor's degree	4.1% █
●	Master's degree	0.6%
●	Doctoral or professional degree	0.3%

Occupational Programs

1 Programs (2017)	105 Completions (2017)	36 Openings (2017)
CIP Code	Program	Completions (2017)
51.3901	Licensed Practical/Vocational Nurse Training	105

Industries Employing Practical Nursing - March 2019

Industry	Occupation Jobs in Industry (2018)	% of Occupation in Industry (2018)	% of Total Jobs in Industry (2018)
Nursing Care Facilities (Skilled Nursing Facilities)	168	35.3%	7.9%
General Medical and Surgical Hospitals	101	21.1%	1.0%
Offices of Physicians (except Mental Health Specialists)	50	10.5%	2.5%
Federal Government, Civilian, Excluding Postal Service	30	6.2%	0.9%
Assisted Living Facilities for the Elderly	26	5.4%	3.3%

Appendix A - Data Sources and Calculations

Location Quotient

Location quotient (LQ) is a way of quantifying how concentrated a particular industry, cluster, occupation, or demographic group is in a region as compared to the nation. It can reveal what makes a particular region unique in comparison to the national average.

Occupation Data

Emsi occupation employment data are based on final Emsi industry data and final Emsi staffing patterns. Wage estimates are based on Occupational Employment Statistics (QCEW and Non-QCEW Employees classes of worker) and the American Community Survey (Self-Employed and Extended Proprietors). Occupational wage estimates also affected by county-level Emsi earnings by industry.

Emsi Job Postings

Job postings are collected from various sources and processed/enriched to provide information such as standardized company name, occupation, skills, and geography.

Institution Data

The institution data in this report is taken directly from the national IPEDS database published by the U.S. Department of Education's National Center for Education Statistics.

State Data Sources

This report uses state data from the following agencies: Iowa Workforce Development; Minnesota Department of Employment and Economic Development; Wisconsin Department of Workforce Development, Bureau of Workforce Information