

Occupation Overview

Emsi Q1 2019 Data Set

March 2019

Western Technical College



400 Seventh Street
La Crosse, Wisconsin 54601
608.785.9200

Parameters

Occupations

Code	Description
49-9021	Heating, Air Conditioning, and Refrigeration Mechanics and Installers

Regions

Code	Description
55011	Buffalo County, WI
55023	Crawford County, WI
55053	Jackson County, WI
55057	Juneau County, WI
55063	La Crosse County, WI
55081	Monroe County, WI
55121	Trempealeau County, WI
55123	Vernon County, WI

Timeframe

2019 - 2025

Datarun

2019.1 – Employees

Refrigeration, Air Conditioning & Heating Service Technician - March 2019 in Western Technical College District

Heating, Air Conditioning, and Refrigeration Mechanics and Installers (SOC 49-9021): Install or repair heating, central air conditioning, or refrigeration systems, including oil burners, hot-air furnaces, and heating stoves.

Sample of Reported Job Titles: Refrigeration Mechanic Service Technician Mechanic HVAC Technician (Heating, Ventilation, and Air Conditioning Technician) HVAC Installer (Heating, Ventilation, and Air Conditioning Installer) Refrigeration Technician VRT Mechanic (Variable Retention Time Mechanic) Transportation Refrigeration Technician Technician

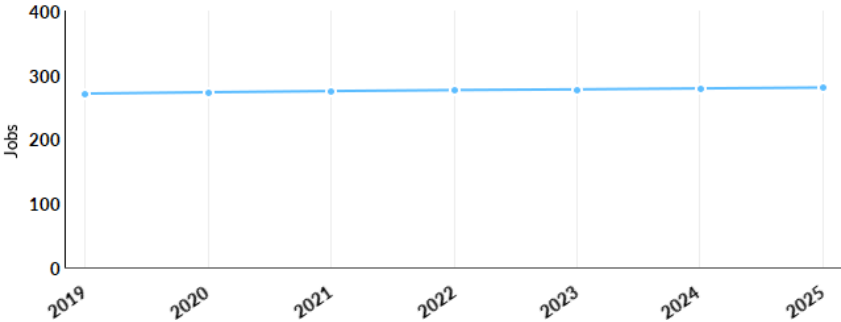
Related O*NET Occupations: Heating and Air Conditioning Mechanics and Installers (49-9021.01) Refrigeration Mechanics and Installers (49-9021.02)

Occupation Summary for Refrigeration, Air Conditioning & Heating Service Technician - March 2019

271 Jobs (2019) 17% below National average	3.3% % Change (2019-2025) Nation: 9.9%	\$21.04/hr Median Hourly Earnings Nation: \$22.64/hr
---	---	---

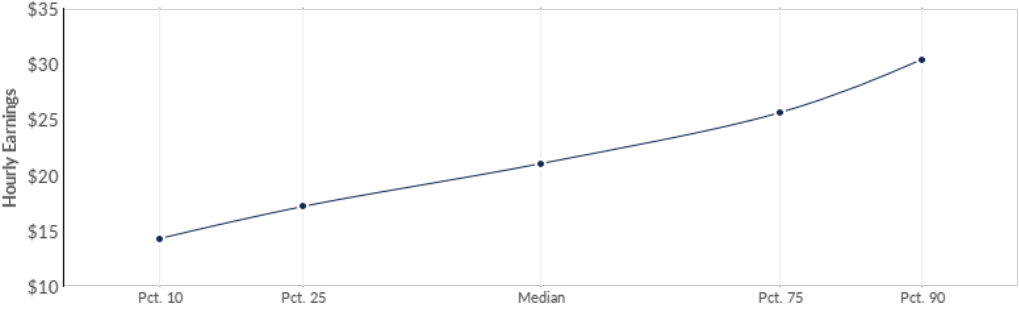
Growth for Heating, Air Conditioning, and Refrigeration Mechanics and Installers (49-9021)

271 2019 Jobs	280 2025 Jobs	9 Change (2019-2025)	3.3% % Change (2019-2025)
-------------------------	-------------------------	--------------------------------	-------------------------------------

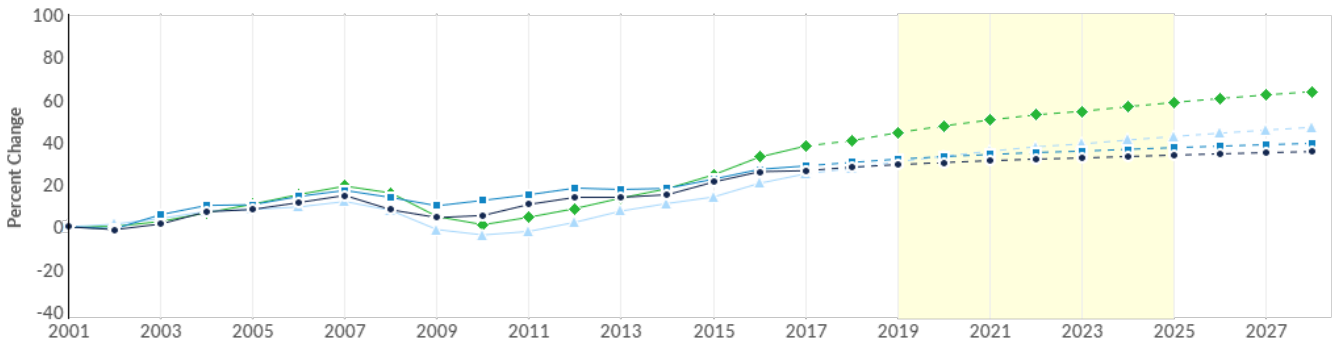


Percentile Earnings for Heating, Air Conditioning, and Refrigeration Mechanics and Installers (49-9021)

\$17.17/hr 25th Percentile Earnings	\$21.04/hr Median Earnings	\$25.62/hr 75th Percentile Earnings
---	--------------------------------------	---

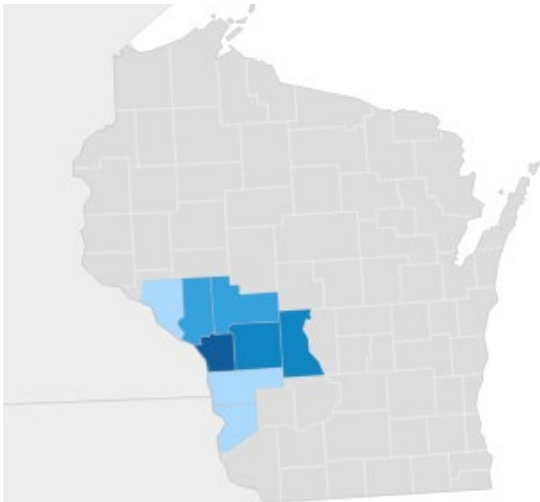


Regional Trends




	Region	2019 Jobs	2025 Jobs	Change	% Change
●	Region	271	280	9	3.3%
●	7 Rivers Region	339	353	14	4.1%
●	State	5,242	5,719	477	9.1%
●	Nation	332,329	365,090	32,761	9.9%

Regional Breakdown



County	2025 Jobs
La Crosse County, WI	200
Monroe County, WI	32
Juneau County, WI	12
Trempealeau County, WI	<10
Jackson County, WI	<10

Job Postings Summary

11 Unique Postings 69 Total Postings	6 : 1 Posting Intensity Regional Average: 7 : 1 	35 days Median Posting Duration Regional Average: 37 days
--	---	---

There were **69** total job postings for your selection in January 2019, of which **11** were unique. These numbers give us a Posting Intensity of **6-to-1**, meaning that for every 6 postings there is 1 unique job posting. This is close to the Posting Intensity for all other occupations and companies in the region (7-to-1), indicating that they are putting average effort toward hiring for this position.

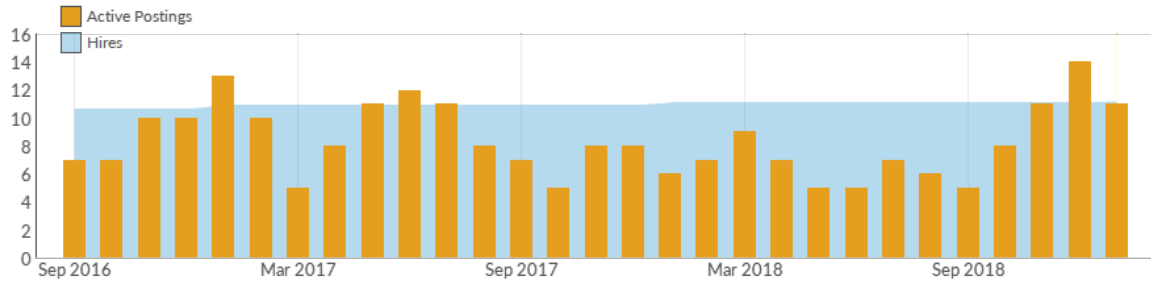
Job Postings vs. Hires

11

Avg. Monthly Postings (Jan 2019)

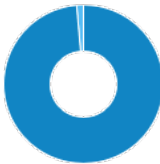
11

Avg. Monthly Hires (Jan 2019)



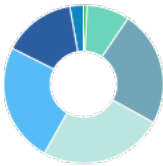
Occupation	Avg Monthly Postings (Jan 2019)	Avg Monthly Hires (Jan 2019)
Heating, Air Conditioning, and Refrigeration Mechanics and Installers	11	11

Occupation Gender Breakdown



	Gender	2018 Jobs	2018 Percent
•	Males	265	98.6% 
•	Females	4	1.4% 








Occupation Age Breakdown



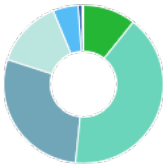
	Age	2018 Jobs	2018 Percent
●	14-18	2	0.7%
●	19-24	23	8.7% ■
●	25-34	63	23.6% ■■
●	35-44	67	25.1% ■■■
●	45-54	65	24.3% ■■■
●	55-64	40	14.8% ■■
●	65+	7	2.8%








Occupation Race/Ethnicity Breakdown



	Race/Ethnicity	2018 Jobs	2018 Percent
●	White	258	96.3% 
●	Hispanic or Latino	4	1.6% 
●	Black or African American	2	0.9% 
●	Two or More Races	1	0.5% 
●	Asian	1	0.4% 
●	American Indian or Alaska Native	1	0.3% 
●	Native Hawaiian or Other Pacific Islander	0	0.0% 

National Educational Attainment



	Education Level	2018 Percent
●	Less than high school diploma	10.7% 
●	High school diploma or equivalent	40.9% 
●	Some college, no degree	28.4% 
●	Associate's degree	13.8% 
●	Bachelor's degree	5.1% 
●	Master's degree	0.8% 
●	Doctoral or professional degree	0.3% 

Occupational Programs

2		33		29	
Programs (2017)		Completions (2017)		Openings (2017)	
CIP Code	Program	Completions (2017)			
47.0201	Heating, Air Conditioning, Ventilation and Refrigeration Maintenance Technology/Technician	32			
15.0505	Solar Energy Technology/Technician	1			

Industries Employing Refrigeration, Air Conditioning & Heating Service Technician - March 2019

Industry	Occupation Jobs in Industry (2018)	% of Occupation in Industry (2018)	% of Total Jobs in Industry (2018)
Plumbing, Heating, and Air-Conditioning Contractors	160	59.8%	21.3%
General Medical and Surgical Hospitals	11	3.9%	0.1%
Commercial and Industrial Machinery and Equipment (except Automotive and Electronic) Repair and Maintenance	10	3.7%	4.1%
Local Government, Excluding Education and Hospitals	<10	2.8%	0.1%
Air-Conditioning and Warm Air Heating Equipment and Commercial and Industrial Refrigeration Equipment Manufacturing	<10	2.7%	0.4%

Appendix A - Data Sources and Calculations

Location Quotient

Location quotient (LQ) is a way of quantifying how concentrated a particular industry, cluster, occupation, or demographic group is in a region as compared to the nation. It can reveal what makes a particular region unique in comparison to the national average.

Occupation Data

Emsi occupation employment data are based on final Emsi industry data and final Emsi staffing patterns. Wage estimates are based on Occupational Employment Statistics (QCEW and Non-QCEW Employees classes of worker) and the American Community Survey (Self-Employed and Extended Proprietors). Occupational wage estimates also affected by county-level Emsi earnings by industry.

Emsi Job Postings

Job postings are collected from various sources and processed/enriched to provide information such as standardized company name, occupation, skills, and geography.

Institution Data

The institution data in this report is taken directly from the national IPEDS database published by the U.S. Department of Education's National Center for Education Statistics.

State Data Sources

This report uses state data from the following agencies: Iowa Workforce Development; Minnesota Department of Employment and Economic Development; Wisconsin Department of Workforce Development, Bureau of Workforce Information