

Occupation Overview

Emsi Q1 2019 Data Set

March 2019

Western Technical College



400 Seventh Street
La Crosse, Wisconsin 54601
608.785.9200

Parameters

Occupations

Code	Description
47-2231	Solar Photovoltaic Installers

Regions

Code	Description
55011	Buffalo County, WI
55023	Crawford County, WI
55053	Jackson County, WI
55057	Juneau County, WI
55063	La Crosse County, WI
55081	Monroe County, WI
55121	Trempealeau County, WI
55123	Vernon County, WI

Timeframe

2019 - 2025

Datarun

2019.1 – Employees

Solar Installation Technician - March 2019 in Western Technical College District

Solar Photovoltaic Installers (SOC 47-2231): Assemble, install, or maintain solar photovoltaic (PV) systems on roofs or other structures in compliance with site assessment and schematics. May include measuring, cutting, assembling, and bolting structural framing and solar modules. May perform minor electrical work such as current checks. Excludes solar thermal installers who are included in 'Plumbers, Pipefitters, and Steamfitters' (47-2152). Excludes solar PV electricians who are included in 'Electricians' (47-2111).

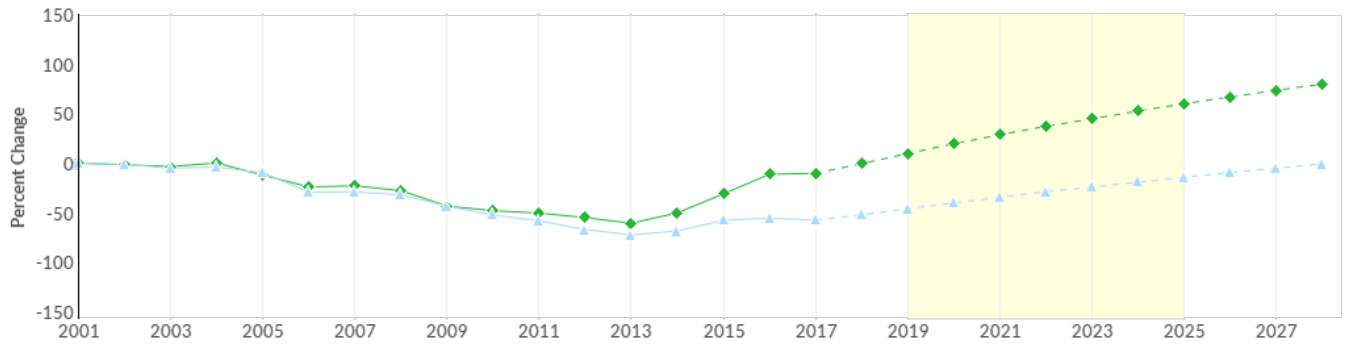
Sample of Reported Job Titles: Solar Photovoltaic Installer (Solar PV Installer) Photovoltaic Installer (PV Installer) Solar Technician Solar Tech Solar Installer Technician Solar Installer PVSolar Installer Solar Installation Helper Solar Designer/Installer PV Installer Tech

Related O*NET Occupation: Solar Photovoltaic Installers (47-2231.00)

Occupation Summary for Solar Installation Technician - March 2019

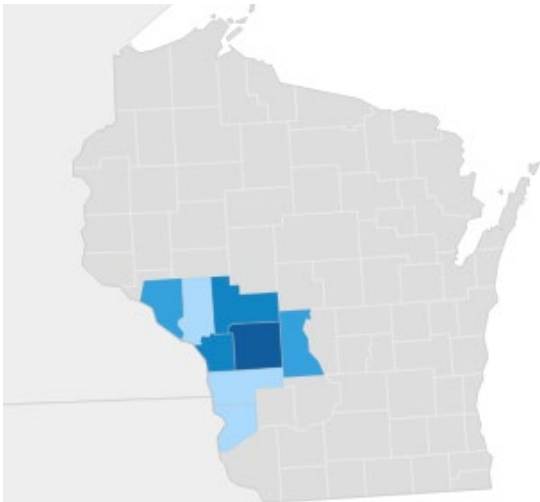
<10 Jobs (2019) 76% below National average	Insf. Data % Change (2019-2025) Nation: 45.6%	Insf. Data Median Hourly Earnings Nation: \$18.98/hr
--	--	---

Regional Trends



	Region	2019 Jobs	2025 Jobs	Change	% Change
●	Region	<10	<10	Insf. Data	Insf. Data
●	7 Rivers Region	<10	<10	Insf. Data	Insf. Data
●	State	79	125	46	58.2%
●	Nation	13,352	19,447	6,095	45.6%

Regional Breakdown



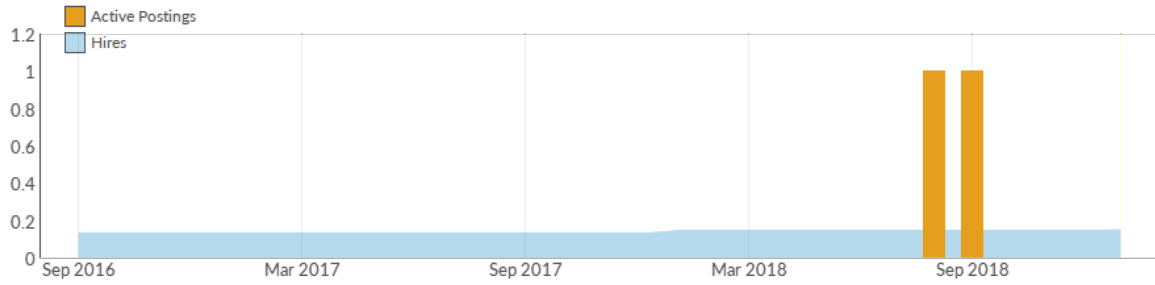
County	2025 Jobs
Monroe County, WI	<10
La Crosse County, WI	<10
Jackson County, WI	<10
Juneau County, WI	<10
Buffalo County, WI	<10

Job Postings Summary

0 Unique Postings 0 Total Postings	n/a Posting Intensity	n/a Median Posting Duration Regional Average: 37 days
---	---------------------------------	--

Job Postings vs. Hires

0 Avg. Monthly Postings (Jan 2019)	0 Avg. Monthly Hires (Jan 2019)
--	---



Occupation	Avg Monthly Postings (Jan 2019)	Avg Monthly Hires (Jan 2019)
Solar Photovoltaic Installers	0	0

Occupation Gender Breakdown

Not enough data for this chart.

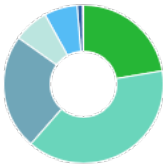
Occupation Age Breakdown








Not enough data for this chart.

Occupation Race/Ethnicity Breakdown

Not enough data for this chart.

National Educational Attainment



	Education Level	2018 Percent
●	Less than high school diploma	22.3% 
●	High school diploma or equivalent	39.1% 
●	Some college, no degree	23.5% 
●	Associate's degree	7.1% 
●	Bachelor's degree	6.7% 
●	Master's degree	1.1% 
●	Doctoral or professional degree	0.2% 

Occupational Programs

1 Programs (2017)	1 Completions (2017)	1 Openings (2017)
CIP Code	Program	Completions (2017)
15.0505	Solar Energy Technology/Technician	1

Industries Employing Solar Installation Technician - March 2019

Industry	Occupation Jobs in Industry (2018)	% of Occupation in Industry (2018)	% of Total Jobs in Industry (2018)
Plumbing, Heating, and Air-Conditioning Contractors	<10	38.1%	0.1%
Federal Government, Military	<10	22.8%	0.1%
Electrical Contractors and Other Wiring Installation Contractors	<10	9.3%	0.0%
Other Heavy and Civil Engineering Construction	0	7.1%	0.0%
Highway, Street, and Bridge Construction	0	6.7%	0.0%

Appendix A - Data Sources and Calculations

Location Quotient

Location quotient (LQ) is a way of quantifying how concentrated a particular industry, cluster, occupation, or demographic group is in a region as compared to the nation. It can reveal what makes a particular region unique in comparison to the national average.

Occupation Data

Emsi occupation employment data are based on final Emsi industry data and final Emsi staffing patterns. Wage estimates are based on Occupational Employment Statistics (QCEW and Non-QCEW Employees classes of worker) and the American Community Survey (Self-Employed and Extended Proprietors). Occupational wage estimates also affected by county-level Emsi earnings by industry.

Emsi Job Postings

Job postings are collected from various sources and processed/enriched to provide information such as standardized company name, occupation, skills, and geography.

Institution Data

The institution data in this report is taken directly from the national IPEDS database published by the U.S. Department of Education's National Center for Education Statistics.

State Data Sources

This report uses state data from the following agencies: Iowa Workforce Development; Minnesota Department of Employment and Economic Development; Wisconsin Department of Workforce Development, Bureau of Workforce Information