

Occupation Overview

Emsi Q1 2019 Data Set

March 2019

Western Technical College



400 Seventh Street
La Crosse, Wisconsin 54601
608.785.9200

Parameters

Occupations

Code	Description
47-2031	Carpenters
47-2061	Construction Laborers
47-2141	Painters, Construction and Maintenance
47-2181	Roofers
47-3012	Helpers--Carpenters
51-7011	Cabinetmakers and Bench Carpenters

Regions

Code	Description
55011	Buffalo County, WI
55023	Crawford County, WI
55053	Jackson County, WI
55057	Juneau County, WI
55063	La Crosse County, WI
55081	Monroe County, WI
55121	Trempealeau County, WI
55123	Vernon County, WI

Timeframe

2019 - 2025

Datarun

2019.1 – Employees

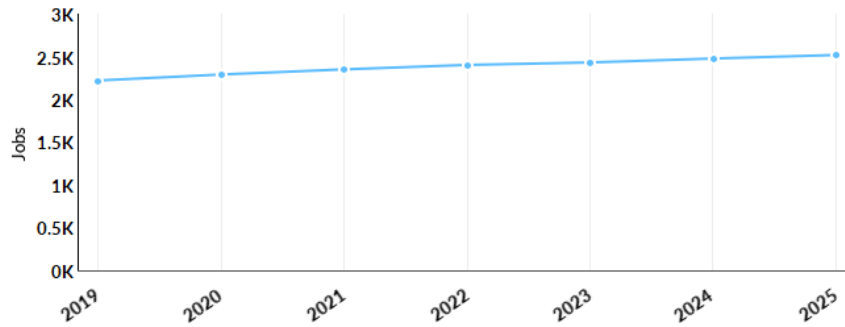
Wood Technician - March 2019 in Western Technical College District

Occupation Summary for Wood Technician - March 2019

2,218 Jobs (2019) 0% below National average	13.4% % Change (2019-2025) Nation: 7.9%	\$17.89/hr Median Hourly Earnings Nation: \$18.38/hr
--	--	---

Growth

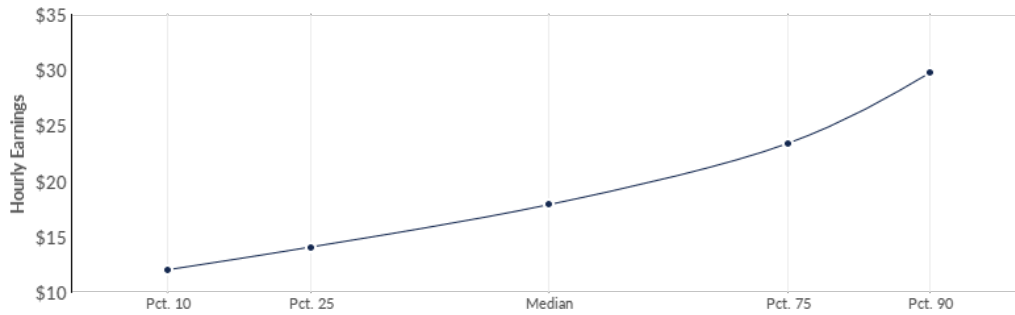
2,218 2019 Jobs	2,516 2025 Jobs	298 Change (2019-2025)	13.4% % Change (2019-2025)
---------------------------	---------------------------	----------------------------------	--------------------------------------



Occupation	2019 Jobs	2025 Jobs	Change	% Change
Carpenters (47-2031)	802	876	74	9%
Construction Laborers (47-2061)	833	905	72	9%
Painters, Construction and Maintenance (47-2141)	107	110	3	3%
Roofers (47-2181)	208	213	5	2%
Helpers--Carpenters (47-3012)	44	46	2	5%
Cabinetmakers and Bench Carpenters (51-7011)	224	366	142	63%

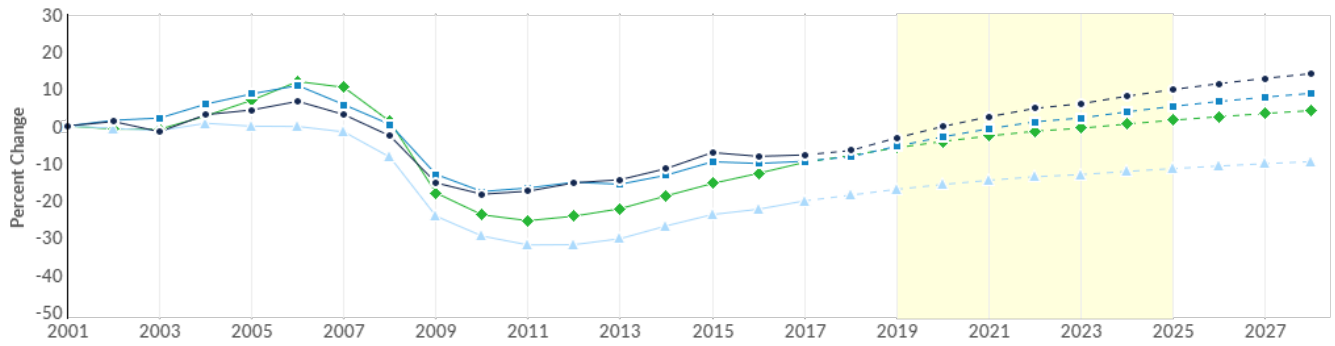
Percentile Earnings

\$14.07/hr 25th Percentile Earnings	\$17.89/hr Median Earnings	\$23.38/hr 75th Percentile Earnings
---	--------------------------------------	---



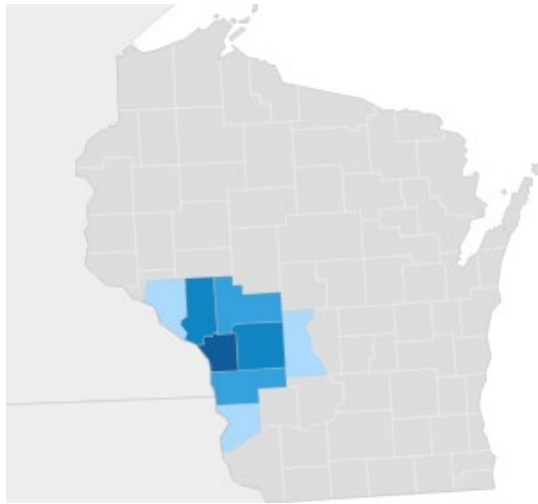
Occupation	25th Percentile Earnings	Median Earnings	75th Percentile Earnings
Carpenters (47-2031)	\$16.47	\$19.96	\$25.20
Construction Laborers (47-2061)	\$13.43	\$17.08	\$23.45
Painters, Construction and Maintenance (47-2141)	\$13.30	\$16.14	\$22.79
Roofers (47-2181)	\$14.67	\$18.11	\$23.30
Helpers--Carpenters (47-3012)	\$7.42	\$8.85	\$11.41
Cabinetmakers and Bench Carpenters (51-7011)	\$11.68	\$14.15	\$17.35

Regional Trends




	Region	2019 Jobs	2025 Jobs	Change	% Change
●	Region	2,218	2,516	298	13.4%
●	7 Rivers Region	2,757	3,071	314	11.4%
●	State	40,162	42,866	2,704	6.7%
●	Nation	2,265,925	2,444,566	178,641	7.9%

Regional Breakdown



County	2025 Jobs
La Crosse County, WI	1,014
Trempealeau County, WI	653
Monroe County, WI	276
Jackson County, WI	229
Vernon County, WI	144

Job Postings Summary

45 Unique Postings 230 Total Postings	5 : 1 Posting Intensity Regional Average: 7 : 1 	37 days Median Posting Duration Regional Average: 37 days
--	--	--

There were **230** total job postings for your selection in January 2019, of which **45** were unique. These numbers give us a Posting Intensity of **5-to-1**, meaning that for every 5 postings there is 1 unique job posting. This is lower than the Posting Intensity for all other occupations and companies in the region (7-to-1), indicating that they may not be trying as hard to hire for this position.

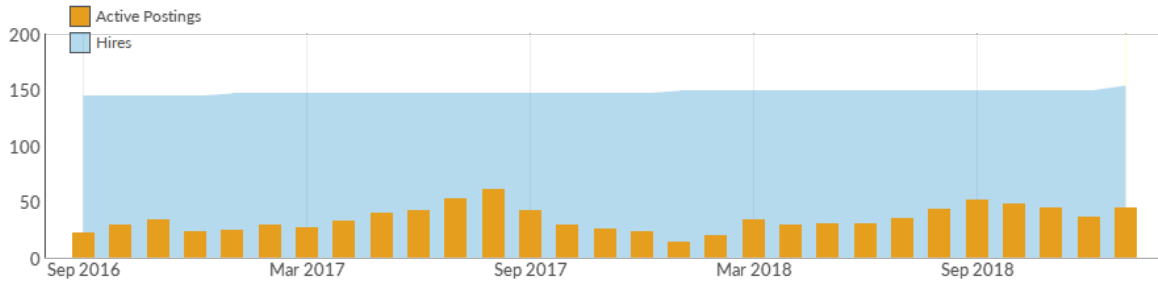
Job Postings vs. Hires

45

Avg. Monthly Postings (Jan 2019)

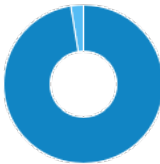
154

Avg. Monthly Hires (Jan 2019)



Occupation	Avg Monthly Postings (Jan 2019)	Avg Monthly Hires (Jan 2019)
Carpenters	16	50
Painters, Construction and Maintenance	12	7
Construction Laborers	12	68
Roofers	5	19
Cabinetmakers and Bench Carpenters	0	0
Helpers--Carpenters	0	3

Occupation Gender Breakdown



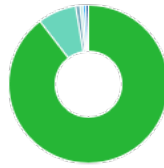
	Gender	2018 Jobs	2018 Percent
•	Males	2,085	97.4% 
•	Females	55	2.6% 

Occupation Age Breakdown



	Age	2018 Jobs	2018 Percent
●	14-18	40	1.9%
●	19-24	302	14.1%
●	25-34	614	28.7%
●	35-44	521	24.4%
●	45-54	406	19.0%
●	55-64	222	10.4%
●	65+	35	1.6%

Occupation Race/Ethnicity Breakdown



	Race/Ethnicity	2018 Jobs	2018 Percent
●	White	1,917	89.6%
●	Hispanic or Latino	167	7.8%
●	Asian	18	0.9%
●	Black or African American	13	0.6%
●	American Indian or Alaska Native	12	0.6%
●	Two or More Races	12	0.6%
●	Native Hawaiian or Other Pacific Islander	0	0.0%

Occupational Programs

<div style="display: flex; justify-content: space-around;"> 1 11 247 </div> <div style="display: flex; justify-content: space-around; font-size: small;"> Programs (2017) Completions (2017) Openings (2017) </div>		
CIP Code	Program	Completions (2017)
46.0201	Carpentry/Carpenter	11

Industries Employing Wood Technician - March 2019

Industry	Occupation Group Jobs in Industry (2018)	% of Occupation Group in Industry (2018)	% of Total Jobs in Industry (2018)
Upholstered Household Furniture Manufacturing	246	11.5%	6.3%
Roofing Contractors	205	9.6%	74.3%
Highway, Street, and Bridge Construction	183	8.5%	28.6%
Commercial and Institutional Building Construction	167	7.8%	35.0%
New Single-Family Housing Construction (except For-Sale Builders)	144	6.7%	51.4%

Appendix A - Data Sources and Calculations

Location Quotient

Location quotient (LQ) is a way of quantifying how concentrated a particular industry, cluster, occupation, or demographic group is in a region as compared to the nation. It can reveal what makes a particular region unique in comparison to the national average.

Occupation Data

Emsi occupation employment data are based on final Emsi industry data and final Emsi staffing patterns. Wage estimates are based on Occupational Employment Statistics (QCEW and Non-QCEW Employees classes of worker) and the American Community Survey (Self-Employed and Extended Proprietors). Occupational wage estimates also affected by county-level Emsi earnings by industry.

Emsi Job Postings

Job postings are collected from various sources and processed/enriched to provide information such as standardized company name, occupation, skills, and geography.

Institution Data

The institution data in this report is taken directly from the national IPEDS database published by the U.S. Department of Education's National Center for Education Statistics.

State Data Sources

This report uses state data from the following agencies: Iowa Workforce Development; Minnesota Department of Employment and Economic Development; Wisconsin Department of Workforce Development, Bureau of Workforce Information